

Australian Listed Equities: Weekly Share Market Wrap



Total Shareholder Returns as at 15 December 2017

Ticker	Stock Name	Price \$	1 week %	1 month %	6 months %	1 year %	2 years % p.a.	3 years % p.a.	5 years % p.a.	10 years % p.a.	10 years ranking
A2M	The A2 Milk Company	7.25	1.12	5.99	116.42	265.24	171.99	-	-	-	-
ABC	Adelaide Brighton	6.49	-1.07	3.18	14.75	30.66	26.54	27.33	19.14	9.07	40
ABP	Abacus Property Grp.	4.20	0.00	3.45	24.64	51.38	24.33	17.47	19.14	-2.94	114
AFI	Australian Foundat.	6.10	0.33	1.67	9.28	11.42	6.33	4.90	7.97	3.13	77
AGL	AGL Energy Limited.	24.52	-5.03	-2.35	-1.73	20.07	25.83	28.12	14.73	9.63	36
AIA	Auckland Internation	6.16	3.53	11.80	-5.65	4.92	14.68	19.05	26.79	11.03	29
AIZ	Air New Zealand	3.00	1.69	4.17	2.96	57.25	17.89	19.56	31.76	10.46	33
ALL	Aristocrat Leisure	23.28	1.13	-0.09	1.43	56.84	59.02	54.65	51.01	8.48	43
ALQ	ALS Limited	6.85	-3.25	-13.81	-0.14	17.62	42.48	18.62	-2.12	5.42	63
AMC	Amcors Limited	15.23	-3.12	1.53	-4.44	7.16	12.85	9.38	18.89	12.50	22
AMP	AMP Limited	5.16	-1.34	1.57	5.89	11.12	3.06	3.96	6.63	-2.14	112
ANN	Ansell Limited	24.55	-1.68	1.45	1.97	2.50	12.36	7.29	11.99	9.23	38
ANZ	ANZ Banking Grp Ltd	28.22	-1.02	-3.12	3.64	-0.57	11.37	2.61	8.26	4.57	73
APA	APA Group	8.69	-1.92	-3.77	-6.20	9.15	7.27	9.29	14.02	13.45	20
APE	AP Eagers Limited	8.14	2.01	5.99	6.50	-7.66	-9.85	16.98	17.42	12.31	24
ARG	Argo Investments	8.07	0.62	1.89	7.86	13.40	6.83	5.67	9.14	2.92	79
AST	AusNet Services Ltd	1.855	-3.64	2.77	10.22	28.40	19.83	16.75	16.15	8.49	42
ASX	ASX Limited	55.37	-1.56	1.45	8.36	18.37	22.92	20.08	16.68	2.41	85
AWC	Alumina Limited	2.25	0.90	0.90	19.94	34.66	47.91	15.30	21.52	-5.63	124
AZJ	Aurizon Holdings Ltd	5.41	1.31	6.92	1.65	16.67	9.11	11.46	12.10	-	-
BAP	Bapcor Limited	5.59	0.72	-1.76	8.94	5.34	19.68	39.44	-	-	-
BEN	Bendigo and Adelaide	11.44	-0.44	3.06	9.48	-0.90	8.92	3.05	11.91	1.77	89
BHP	BHP Billiton Limited	27.71	1.99	1.32	22.73	13.59	33.90	6.33	0.42	0.05	100
BKL	Blackmores Limited	168.88	-2.00	0.52	93.72	61.61	-4.61	75.99	41.23	24.02	6
BKW	Brickworks Limited	14.80	-0.14	5.64	8.38	20.84	3.92	11.23	8.59	3.78	74
BLD	Boral Limited	7.65	-2.55	1.19	13.10	50.86	28.43	20.67	16.31	5.09	68
BOQ	Bank of Queensland.	12.54	-1.10	-0.56	16.71	15.65	3.92	8.09	17.89	0.85	97
BPT	Beach Energy Limited	1.10	0.46	3.29	83.40	35.46	62.09	9.17	-4.51	-0.81	107
BRG	Breville Group Ltd	12.60	-2.33	-0.55	15.38	54.00	39.89	29.48	17.37	21.05	9
BSL	BlueScope Steel Ltd	14.01	-0.36	6.95	14.59	53.43	94.06	40.56	34.09	-8.00	127
BTT	BT Investment Mngmnt	10.79	0.65	3.85	-5.88	0.99	-2.72	22.78	39.12	11.13	28
BWP	BWP Trust	3.20	-0.62	4.23	1.82	17.19	8.13	11.50	12.99	8.14	45
BXB	Brambles Limited	9.96	-2.35	1.74	-3.30	-14.23	-0.56	2.53	10.58	1.61	90
CAR	Carsales.Com Ltd.	15.22	2.84	10.85	35.04	44.38	19.83	17.46	17.17	-	-
CBA	Commonwealth Bank.	79.94	0.40	-0.79	0.66	4.45	7.26	4.60	10.30	6.60	54
CCL	Coca-Cola Amatil	8.52	0.83	6.37	-3.96	-6.94	4.14	3.50	-3.77	2.87	80
CGC	Costa Group Holdings	6.46	1.25	-4.72	34.92	97.89	59.74	-	-	-	-
CGF	Challenger Limited	13.88	-1.07	1.39	6.64	30.86	34.44	35.27	35.68	11.02	30
CHC	Charter Hall Group	6.39	1.75	4.58	10.95	44.81	26.77	15.28	18.10	-0.65	106
CIM	Cimic Group Ltd	51.64	1.00	2.95	33.64	61.11	55.52	36.20	27.67	0.17	99
CMW	Cromwell Prop	1.035	0.49	1.47	4.53	16.50	9.33	7.88	11.29	4.84	70
CNU	Chorus Limited	3.88	5.43	3.47	-10.42	8.62	8.31	18.96	15.68	-	-
COH	Cochlear Limited	176.91	-2.21	-1.11	15.13	55.06	40.95	36.12	19.69	10.42	34
CPU	Computershare Ltd	16.25	-0.73	2.33	12.99	35.70	22.11	15.73	15.26	6.32	56
CQR	Charter Hall Retail	4.32	0.23	6.40	1.59	10.34	9.66	8.39	8.44	-2.50	113
CSL	CSL Limited	140.03	-1.41	-0.86	1.07	46.44	19.58	19.21	22.24	15.46	16
CSR	CSR Limited	4.64	-0.43	5.45	13.15	11.73	40.81	15.55	23.26	1.29	94
CTD	Corp Travel Limited	20.39	-2.95	-6.94	-13.28	23.41	40.87	30.71	43.01	-	-
CTX	Caltex Australia	35.50	4.29	4.20	12.01	19.67	5.51	6.39	15.56	7.58	46
CWN	Crown Resorts Ltd	12.85	3.71	4.64	2.26	26.60	19.35	6.74	10.06	3.08	78
CWY	Cleanaway Waste Ltd	1.60	10.79	5.76	14.26	42.83	62.01	26.03	17.89	-13.19	131
CYB	Cybg PLC	5.66	-1.74	4.81	20.43	22.25	-	-	-	-	-
DLX	DuluxGroup Limited	7.73	-1.90	-1.69	9.39	27.31	14.24	14.20	18.90	-	-
DMP	Domino Pizza Enterpr	44.30	-5.44	-5.88	-16.92	-28.80	-3.50	24.86	36.10	30.95	4
DOW	Downer EDI Limited	6.91	2.98	2.07	17.17	25.78	55.04	24.82	17.32	5.91	60
DXS	Dexus	10.22	-1.35	5.69	-1.44	16.03	21.63	17.79	14.90	1.86	88
EBO	Ebos Group Ltd	16.80	4.41	7.01	4.70	9.92	15.22	28.59	-	-	-
EVN	Evolution Mining Ltd	2.37	-0.42	-7.42	-2.83	37.89	33.75	69.22	8.48	13.66	19

Ticker	Stock Name	Price \$	1 week %	1 month %	6 months %	1 year %	2 years % p.a.	3 years % p.a.	5 years % p.a.	10 years % p.a.	10 years ranking
EVT	Event Hospitality	13.35	1.60	4.95	3.88	0.00	-0.62	10.95	18.26	10.98	31
FBU	Fletcher Building	6.89	4.87	9.02	-3.24	-27.02	8.14	1.37	5.04	-0.19	104
FLT	Flight Centre Travel	45.26	-0.72	-3.60	24.19	53.96	18.75	10.61	14.52	6.06	58
FMG	Fortescue Metals Grp	4.86	6.58	4.97	8.49	-15.58	73.92	30.49	6.15	-0.47	105
FPH	Fisher & Paykel H.	12.61	3.53	10.57	27.53	69.36	31.72	33.75	48.17	17.44	14
FXJ	Fairfax Media Ltd	0.76	2.01	7.29	-5.09	37.52	19.58	17.92	21.00	-9.57	129
GEM	G8 Education Limited	3.48	0.58	-23.35	0.84	4.57	9.54	-0.55	24.08	19.21	12
GMG	Goodman Group	8.80	2.33	1.85	3.98	32.06	24.60	18.51	17.34	-6.86	126
GNC	GrainCorp Limited	7.88	1.03	-6.63	-19.41	-10.31	1.23	1.47	-6.00	2.85	81
GNE	Genesis Energy Ltd	2.35	6.33	9.30	8.75	28.77	22.23	13.72	0.00	-	-
GOZ	Growthpoint Property	3.56	-0.28	3.49	6.66	17.97	15.96	14.81	15.56	-3.11	115
GPT	GPT Group	5.34	-0.56	1.91	4.46	14.86	13.14	13.08	12.41	-5.92	125
HSO	Healthscope Limited	2.05	0.00	12.95	-4.79	-7.42	-5.75	-3.89	-	-	-
HVN	Harvey Norman	4.09	-2.62	8.49	8.79	-10.49	10.91	13.93	22.72	-1.86	110
IAG	Insurance Australia	7.30	1.96	2.82	17.55	30.20	22.94	9.44	13.60	8.42	44
IFL	IOOF Holdings Ltd	10.74	-2.54	1.61	14.21	26.06	15.61	13.03	13.40	6.11	57
IFT	Infratil Limited	3.05	5.17	10.08	8.93	25.00	6.39	16.06	22.06	-	-
IGO	Independence Group	4.28	7.00	0.71	30.00	6.17	41.75	2.50	0.02	-4.69	121
ILU	Iluka Resources	9.56	3.58	2.91	16.61	38.82	38.23	21.23	5.25	11.17	26
ING	Inghams Group Limited	3.45	-1.99	-3.09	4.88	15.19	-	-	-	-	-
INM	Iron Mountain Incorp	49.74	-5.40	-6.23	12.18	20.97	-	-	-	-	-
IOF	Investa Office Fund	4.73	-2.07	3.28	1.09	9.60	13.51	13.59	13.94	1.60	91
IPL	Incitec Pivot	3.77	-1.57	-1.57	10.06	12.65	3.06	11.44	5.35	0.04	101
IRE	IRESS Limited	11.42	2.98	5.25	-5.62	5.24	14.27	8.74	10.95	6.90	53
IVC	InvoCare Limited	16.22	-6.03	-6.73	10.84	27.86	21.04	13.89	15.69	10.65	32
JBH	JB Hi-Fi Limited	24.38	-3.71	8.40	8.95	-4.16	22.87	21.88	23.09	7.22	50
JHG	Janus Henderson	48.79	0.76	2.42	12.38	33.32	-4.93	12.75	24.23	7.38	47
JHX	James Hardie Indust	22.00	0.75	7.99	9.38	6.95	23.25	23.52	23.17	14.88	17
LLC	Lendlease Group	16.09	-0.06	-0.80	-1.02	20.07	15.57	4.34	16.19	1.51	92
LNK	Link Admin Hldg	8.59	-1.60	-1.49	15.40	26.73	10.99	-	-	-	-
MCY	Mercury NZ Limited	3.01	-1.31	0.33	-0.30	11.08	13.50	5.94	-	-	-
MEZ	Meridian Energy	2.69	-1.10	3.86	-1.25	15.16	15.60	-	-	-	-
MFG	Magellan Fin Grp Ltd	26.16	-2.02	2.55	-4.34	15.16	6.86	21.93	40.74	34.08	2
MGR	Mirvac Group	2.44	-1.21	0.00	8.48	22.90	17.94	14.99	14.05	-4.41	120
MIN	Mineral Resources.	18.10	1.34	0.44	71.44	54.05	117.30	41.59	17.44	14.60	18
MLT	Milton Corporation	4.66	0.22	0.22	6.73	10.92	7.81	7.50	9.62	3.53	75
MND	Monadelphous Group	17.35	-3.13	0.17	29.78	67.35	85.73	32.57	-0.44	6.58	55
MPL	Medibank Private Ltd	3.26	-0.31	1.88	22.79	22.46	30.16	15.49	-	-	-
MQA	Macq Atlas Roads Grp	6.12	0.16	3.90	4.44	33.47	26.21	28.64	33.60	-	-
MQG	Macquarie Group Ltd	96.88	-1.79	-1.54	10.12	16.60	16.91	23.93	28.48	4.79	71
MTS	Metcash Limited	3.08	1.29	13.36	50.95	44.77	46.45	21.86	2.45	1.35	93
MYO	MYOB Group Ltd	3.58	-0.28	-1.38	6.99	6.18	7.96	-	-	-	-
NAB	National Aust. Bank	29.69	-0.50	-0.84	3.37	5.88	12.33	5.99	11.03	2.71	83
NCM	Newcrest Mining	21.73	-4.53	-7.14	1.74	24.70	33.15	27.32	-1.48	-3.44	117
NHC	New Hope Corp Ltd	2.32	1.75	4.98	63.01	44.48	19.59	3.77	-6.94	5.86	61
NHF	NIB Holdings Limited	6.78	0.15	-0.29	32.40	50.22	42.60	32.21	29.87	23.30	7
NST	Northern Star	5.72	1.06	-0.69	17.72	81.00	48.96	71.53	33.50	51.56	1
NUF	Nufarm Limited	8.37	-0.95	-5.42	-14.75	-2.35	8.14	25.66	9.29	-3.34	116
NVT	Navitas Limited	5.48	0.37	8.51	25.98	17.98	17.11	6.51	6.87	13.43	21
OGC	OceanaGold Corp.	3.15	-1.56	-10.76	-27.69	-19.55	11.08	13.56	2.20	2.74	82
ORA	Orora Limited	3.28	-0.61	-1.20	18.86	21.51	28.52	23.28	-	-	-
ORG	Origin Energy	9.10	-0.33	12.62	27.63	40.00	45.43	0.57	1.31	5.32	65
ORI	Orica Limited	18.16	-3.30	2.95	-9.78	10.70	15.54	4.86	-1.62	-1.13	108
OSH	Oil Search Ltd	7.42	2.20	3.92	10.88	9.51	12.79	2.19	1.90	5.32	66
OZL	OZ Minerals	8.50	6.52	2.04	17.58	8.75	53.04	43.06	5.09	-10.34	130
PGH	Pact Group Hldgs Ltd	5.45	-1.09	-5.33	-7.04	-10.47	12.90	13.28	-	-	-
PMV	Premier Investments	14.53	0.14	6.06	15.53	6.96	8.58	17.49	20.50	9.09	39
PPT	Perpetual Limited	48.00	1.57	-1.32	-9.73	8.25	11.24	7.73	11.53	0.27	98
PRY	Primary Health Care	3.63	-2.94	4.01	-3.20	-3.46	22.25	-3.62	2.43	-4.93	122
PTM	Platinum Asset	7.28	-0.41	-1.22	61.87	42.75	3.67	6.33	16.87	7.12	51
QAN	Qantas Airways	5.18	-3.00	-12.35	-3.14	58.33	20.86	33.41	31.04	-0.03	103
QBE	QBE Insurance Group	10.54	-1.50	-5.39	-17.29	-9.69	0.13	4.02	3.76	-5.52	123
QUB	Qube Holdings Ltd	2.57	-1.91	-0.39	-3.78	9.67	11.36	6.72	13.06	11.81	25

Ticker	Stock Name	Price \$	1 week %	1 month %	6 months %	1 year %	2 years % p.a.	3 years % p.a.	5 years % p.a.	10 years % p.a.	10 years ranking
REA	REA Group Ltd	77.60	0.52	1.77	19.62	48.50	25.42	23.20	36.02	27.55	5
REH	Reece Limited	47.77	1.32	2.95	17.70	9.60	22.25	17.63	18.21	7.35	49
RHC	Ramsay Health Care	68.97	-2.05	6.34	-1.63	3.68	6.12	9.59	23.10	20.68	11
RIO	Rio Tinto Limited	70.57	1.98	-0.68	19.36	22.46	34.63	13.72	5.61	-1.99	111
RMD	ResMed Inc.	10.93	-3.95	-1.09	10.26	32.07	20.70	20.42	23.83	15.70	15
RRL	Regis Resources	4.12	5.37	-1.44	16.67	68.11	39.53	40.15	-3.26	20.78	10
RWC	Reliance Worldwide	3.84	1.05	-5.42	6.61	23.42	-	-	-	-	-
S32	South32 Limited	3.22	0.00	-0.92	24.05	22.17	83.32	-	-	-	-
SCG	Scentre Group	4.29	1.66	3.62	1.58	3.57	8.45	11.62	-	-	-
SCP	SCA Property Group	2.41	-0.41	3.88	3.64	18.19	13.70	13.89	14.51	-	-
SDF	Steadfast Group Ltd	2.87	-2.05	3.61	3.70	42.03	45.87	29.23	-	-	-
SEK	Seek Limited	18.55	-0.54	0.43	12.07	30.07	17.56	7.09	23.52	10.00	35
SGM	Sims Metal Mgmt Ltd	15.07	0.47	8.81	9.38	17.73	56.94	13.53	12.18	-3.71	118
SGP	Stockland	4.69	1.08	1.96	0.19	13.16	13.20	10.09	11.76	-1.27	109
SGR	The Star Ent Grp	5.93	0.85	2.60	20.30	18.71	16.03	20.14	13.08	-	-
SHL	Sonic Healthcare	23.08	1.01	8.15	-2.24	10.37	15.29	12.61	14.94	5.94	59
SKC	Skycity Ent Grp Ltd	3.76	5.03	6.82	-9.41	6.75	2.62	5.21	10.08	2.20	86
SKI	Spark Infrastructure	2.60	-4.41	-1.89	-5.77	21.09	24.13	15.45	14.46	7.38	48
SOL	Soul Pattinson (W.H)	17.59	4.45	4.07	5.98	21.51	9.16	12.08	8.40	9.58	37
SPK	Spark New Zealand	3.35	0.30	1.82	-3.63	8.57	13.95	10.88	19.35	4.77	72
STO	Santos Limited	5.02	0.40	14.61	65.13	27.41	24.33	-6.38	-9.28	-4.13	119
SUL	Super Ret Rep Ltd	8.25	1.98	3.25	4.94	-7.19	-6.21	11.96	1.71	11.15	27
SUN	Suncorp Group Ltd	14.05	-2.09	0.72	-0.07	11.13	16.81	6.00	12.33	1.98	87
SVW	Seven Group Holdings	13.72	2.54	5.38	26.64	77.07	73.62	42.87	14.74	2.46	84
SYD	Sydney Airport	7.30	-0.41	1.11	-0.86	18.77	14.21	20.05	19.88	12.40	23
TAH	TABCORP Holdings Ltd	5.26	2.73	11.91	17.83	17.74	13.29	14.86	18.01	1.19	95
TCL	Transurban Group	12.80	4.21	3.12	2.29	31.22	18.41	17.99	19.76	8.91	41
TLS	Telstra Corporation.	3.69	0.00	7.89	-12.01	-19.03	-9.22	-7.01	4.08	3.42	76
TME	Trade Me Group	4.46	2.06	9.31	-5.39	-1.11	9.64	14.35	10.12	-	-
TNE	Technology One	5.06	0.20	-2.55	-12.40	-4.95	5.46	19.33	30.72	18.23	13
TPM	TPG Telecom Limited	6.44	1.26	9.90	17.03	-5.33	-16.57	2.40	22.76	32.82	3
TTS	Tatts Group Ltd	4.61	1.99	8.73	12.20	9.00	9.19	13.56	12.99	5.62	62
TWE	Treasury Wine Estate	16.00	-1.36	2.56	18.69	58.17	44.44	54.17	28.74	-	-
VAH	Virgin Aus Hldg Ltd	0.265	-5.36	15.22	51.43	20.45	-23.26	-14.23	-8.50	-17.02	132
VCX	Vicinity Centres	2.84	1.79	3.65	1.25	3.90	8.10	7.42	10.01	-	-
VOC	Vocus Group Ltd	2.91	-0.68	-1.36	-18.49	-22.66	-34.68	-17.80	14.18	21.90	8
VVR	Viva Energy REIT	2.24	2.28	3.23	-3.51	3.46	-	-	-	-	-
WAM	WAM Capital Limited	2.37	0.00	0.00	3.60	5.88	13.47	12.88	12.84	7.09	52
WBC	Westpac Banking Corp	31.37	-0.63	-1.48	5.97	3.07	7.15	5.34	9.55	5.22	67
WES	Wesfarmers Limited	44.59	1.39	3.70	11.63	13.53	14.24	7.74	8.68	4.86	69
WFD	Westfield Corp	9.35	10.13	14.44	9.33	8.96	3.33	5.98	-	-	-
WHC	Whitehaven Coal	4.21	7.67	12.87	58.00	60.87	170.41	57.15	6.83	5.42	64
WOR	WorleyParsons Ltd	14.11	-2.82	-1.33	22.50	51.62	86.02	17.51	-6.36	-8.53	128
WOW	Woolworths Limited	27.07	0.59	3.68	5.27	21.08	12.93	0.98	2.14	1.12	96
WPL	Woodside Petroleum	31.87	0.98	3.57	6.24	6.90	14.23	1.45	3.88	0.03	102
WTC	WiseTech Global Ltd	12.68	4.36	6.91	66.13	119.00	-	-	-	-	-
XRO	Xero Limited	26.07	-5.17	-13.10	10.79	58.77	28.13	19.81	33.62	-	-
YAL	Yancoal Australia Limited	0.12	9.09	9.09	-31.92	-53.25	39.29	11.49	-26.99	-	-
ZEL	Z Energy Limited	7.41	8.18	9.39	2.10	16.03	13.06	25.39	-	-	-

Data source: IFM Investors, IRESS

The above information, compiled by IFM Investors, shows Total Shareholder Return (TSR) for the 170 largest companies listed on the Australian Securities Exchange. The size of a company is determined by its market capitalisation, calculated as price multiplied by ordinary fully paid shares on issue, at the start of the previous quarter. TSR expresses the current price of a stock, plus all dividends accrued within the period, as a percentage of the share price, adjusted for any capital events, at the start of the period.

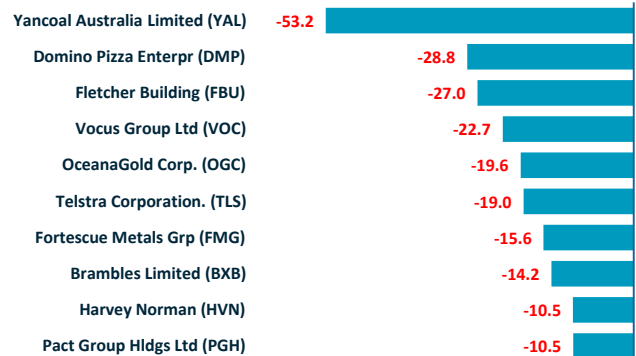
Best and Worst Performing Stocks as at 15 December 2017

Best Performers - 1 Year Return (%)



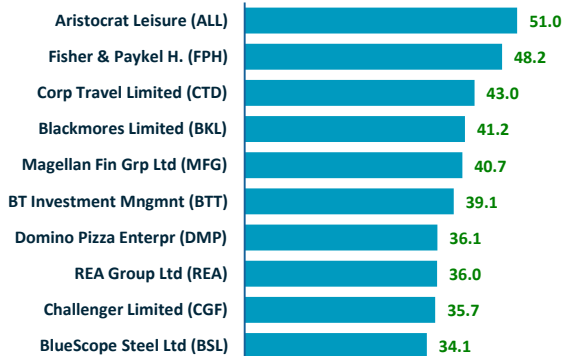
Data source: IFM Investors, IRESS

Worst Performers - 1 Year Return (%)



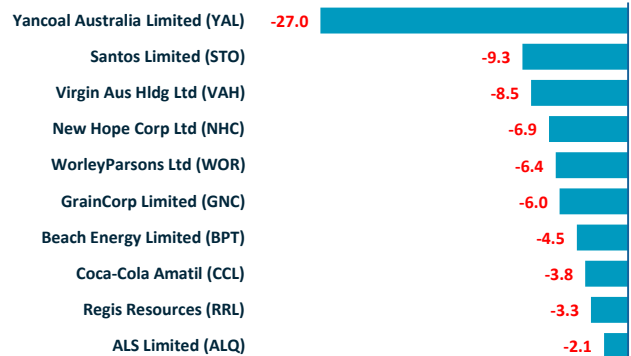
Data source: IFM Investors, IRESS

Best Performers - 5 Year Return (% p.a.)



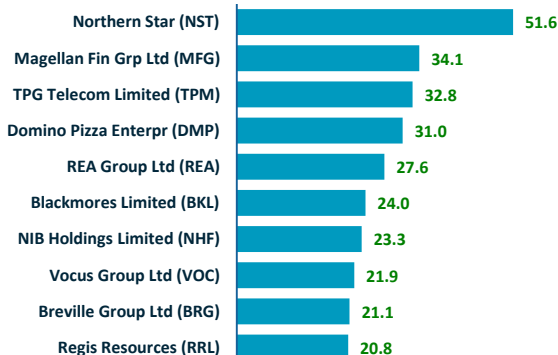
Data source: IFM Investors, IRESS

Worst Performers - 5 Year Return (% p.a.)



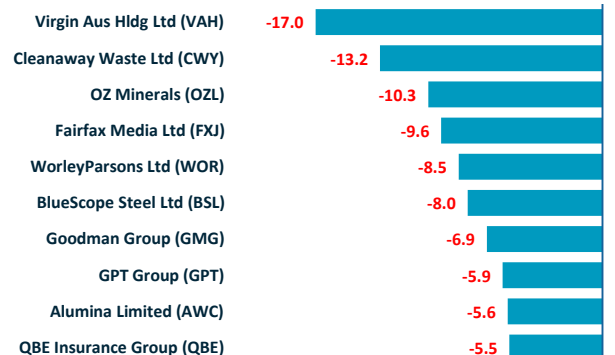
Data source: IFM Investors, IRESS

Best Performers - 10 Year Return (% p.a.)



Data source: IFM Investors, IRESS

Worst Performers - 10 Year Return (% p.a.)



Data source: IFM Investors, IRESS

Disclaimer

The material in this document is provided for informational purposes only. It does not constitute an investment recommendation and should not be relied upon as investment advice. Past performance is no guarantee of future performance. The information in this document has been prepared without taking into account the investment objectives, financial situation or particular needs of any particular person or entity. IFM Investors Pty Ltd ('IFM Investors') recommends that before making an investment decision, each prospective investor should consult a financial adviser and should consider whether any investments are appropriate in light of their particular investment needs, objectives and financial circumstances. IFM Investors will not be under any liability for loss or damage of any kind arising as a result of any representation or information expressly or impliedly contained in this document, notwithstanding any negligence, default, or lack of care by it or that such loss or damage was foreseeable.