

# Australian Listed Equities: Weekly Share Market Wrap



## Total Shareholder Returns as at 01 December 2017

| Ticker | Stock Name           | Price<br>\$ | 1 week<br>% | 1 month<br>% | 6 months<br>% | 1 year<br>% | 2 years<br>% p.a. | 3 years<br>% p.a. | 5 years<br>% p.a. | 10 years<br>% p.a. | 10 years<br>ranking |
|--------|----------------------|-------------|-------------|--------------|---------------|-------------|-------------------|-------------------|-------------------|--------------------|---------------------|
| A2M    | The A2 Milk Company  | 7.51        | 0.00        | 4.89         | 133.96        | 205.28      | 166.17            | -                 | -                 | -                  | -                   |
| ABC    | Adelaide Brighton    | 6.47        | 2.37        | 3.19         | 17.05         | 30.02       | 24.77             | 27.21             | 18.47             | 8.86               | 39                  |
| ABP    | Abacus Property Grp. | 4.15        | 2.72        | 7.24         | 21.42         | 48.63       | 24.28             | 18.14             | 19.59             | -3.24              | 113                 |
| AFI    | Australian Foundat.  | 6.03        | 0.17        | 1.69         | 7.12          | 9.04        | 6.40              | 4.07              | 8.61              | 2.97               | 77                  |
| AGL    | AGL Energy Limited.  | 25.22       | 5.52        | 0.56         | -4.63         | 24.07       | 26.21             | 28.46             | 15.71             | 10.13              | 34                  |
| AIA    | Auckland Internation | 5.83        | 1.75        | 6.00         | -11.69        | -1.18       | 13.94             | 20.62             | 25.77             | 11.00              | 28                  |
| AIZ    | Air New Zealand      | 2.88        | -0.69       | -0.69        | 3.44          | 48.41       | 19.59             | 19.06             | 32.28             | 10.73              | 29                  |
| ALL    | Aristocrat Leisure   | 22.22       | -3.73       | -5.85        | 1.93          | 45.51       | 53.15             | 53.08             | 47.94             | 8.14               | 41                  |
| ALQ    | ALS Limited          | 6.86        | -4.41       | -13.68       | 4.31          | 9.01        | 39.97             | 16.85             | -1.87             | 4.58               | 68                  |
| AMC    | Amcors Limited       | 15.73       | 1.29        | 2.81         | 0.68          | 13.24       | 11.27             | 12.01             | 20.24             | 12.95              | 19                  |
| AMP    | AMP Limited          | 5.16        | 0.58        | 3.20         | 4.43          | 17.10       | -1.66             | 2.82              | 7.09              | -2.18              | 107                 |
| ANN    | Ansell Limited       | 24.83       | 1.39        | 3.24         | 5.63          | 7.28        | 8.55              | 8.41              | 12.03             | 9.63               | 35                  |
| ANZ    | ANZ Banking Grp Ltd  | 28.62       | -0.90       | -2.19        | 5.26          | 5.37        | 7.01              | 2.03              | 8.75              | 4.45               | 70                  |
| APA    | APA Group            | 9.39        | 4.92        | 8.68         | -2.53         | 24.52       | 7.69              | 12.11             | 15.98             | 13.78              | 18                  |
| APE    | AP Eagers Limited    | 7.80        | -1.02       | 3.31         | 5.38          | -10.09      | -10.95            | 15.44             | 17.12             | 12.77              | 22                  |
| ARG    | Argo Investments     | 8.07        | 0.37        | 1.77         | 8.72          | 14.17       | 7.11              | 5.03              | 10.13             | 2.88               | 78                  |
| AST    | AusNet Services Ltd  | 1.875       | 3.31        | 7.64         | 13.02         | 34.61       | 16.77             | 18.16             | 16.79             | 9.19               | 37                  |
| ASX    | ASX Limited          | 57.10       | 2.38        | 6.04         | 12.51         | 20.75       | 19.92             | 20.69             | 18.05             | 3.08               | 74                  |
| AWC    | Alumina Limited      | 2.20        | -1.79       | -7.95        | 16.72         | 38.14       | 44.73             | 15.12             | 20.77             | -6.18              | 122                 |
| AZJ    | Aurizon Holdings Ltd | 5.29        | 3.32        | 1.54         | -4.80         | 11.41       | 1.25              | 10.15             | 11.74             | -                  | -                   |
| BAP    | Bapcor Limited       | 5.72        | -3.05       | 4.38         | 9.75          | 16.07       | 20.72             | 39.26             | -                 | -                  | -                   |
| BEN    | Bendigo and Adelaide | 11.86       | 5.24        | 6.18         | 8.93          | 1.95        | 7.45              | 3.47              | 13.37             | 0.50               | 96                  |
| BHP    | BHP Billiton Limited | 27.58       | -1.39       | 2.34         | 18.46         | 11.84       | 24.45             | 5.03              | 1.30              | -0.20              | 102                 |
| BKL    | Blackmores Limited   | 169.88      | 0.09        | 9.25         | 70.77         | 50.72       | -3.26             | 75.80             | 43.09             | 23.85              | 6                   |
| BKW    | Brickworks Limited   | 14.09       | 2.40        | 1.62         | -0.55         | 15.87       | -2.49             | 7.56              | 7.66              | 3.18               | 73                  |
| BLD    | Boral Limited        | 7.60        | 0.80        | 6.59         | 13.53         | 56.18       | 22.25             | 22.48             | 17.70             | 4.75               | 67                  |
| BOQ    | Bank of Queensland.  | 13.03       | 3.58        | 1.13         | 20.49         | 19.81       | 3.43              | 7.99              | 18.98             | 1.11               | 92                  |
| BPT    | Beach Energy Limited | 1.14        | 3.64        | 8.57         | 91.56         | 32.42       | 50.15             | 7.12              | -2.58             | -0.20              | 100                 |
| BRG    | Breville Group Ltd   | 13.19       | 1.85        | 10.56        | 28.27         | 50.45       | 41.73             | 30.86             | 19.83             | 21.37              | 10                  |
| BSL    | BlueScope Steel Ltd  | 13.84       | 0.22        | 8.98         | 19.13         | 49.95       | 83.83             | 43.25             | 34.60             | -8.44              | 125                 |
| BTT    | BT Investment Mngmnt | 11.06       | 6.55        | 0.55         | -0.36         | 3.42        | -4.99             | 22.46             | 41.23             | -                  | -                   |
| BWP    | BWP Trust            | 3.21        | 3.22        | 4.22         | 6.07          | 18.78       | 4.56              | 13.48             | 13.57             | 7.97               | 42                  |
| BXB    | Brambles Limited     | 10.23       | 2.30        | 8.71         | -0.72         | -10.85      | -1.54             | 4.96              | 11.43             | 1.27               | 90                  |
| CAR    | Carsales.Com Ltd.    | 14.55       | 2.46        | 6.75         | 34.11         | 43.91       | 20.81             | 15.75             | 16.20             | -                  | -                   |
| CBA    | Commonwealth Bank.   | 79.17       | -1.74       | 1.93         | 2.32          | 4.94        | 4.04              | 4.95              | 10.85             | 6.72               | 50                  |
| CCL    | Coca-Cola Amatil     | 8.04        | 5.24        | 0.63         | -12.14        | -12.19      | -1.13             | 1.11              | -5.25             | 2.48               | 81                  |
| CGC    | Costa Group Holdings | 6.25        | -1.42       | 0.32         | 38.60         | 100.63      | 57.20             | -                 | -                 | -                  | -                   |
| CGF    | Challenger Limited   | 14.04       | 2.18        | 5.56         | 11.23         | 32.95       | 30.18             | 35.15             | 35.96             | 11.33              | 26                  |
| CHC    | Charter Hall Group   | 6.29        | 1.45        | 7.52         | 11.52         | 48.76       | 22.78             | 15.74             | 19.03             | -1.42              | 105                 |
| CIM    | Cimic Group Ltd      | 51.56       | 1.84        | 5.94         | 30.39         | 68.63       | 45.17             | 41.68             | 27.02             | 0.59               | 95                  |
| CMW    | Cromwell Prop        | 1.04        | 0.97        | 2.97         | 9.82          | 22.78       | 7.70              | 8.73              | 11.63             | 4.47               | 69                  |
| CNU    | Chorus Limited       | 3.55        | -4.31       | 0.85         | -14.57        | -1.49       | 17.82             | 26.09             | 9.11              | -                  | -                   |
| COH    | Cochlear Limited     | 181.78      | -0.38       | 4.21         | 22.35         | 56.18       | 39.36             | 39.70             | 20.77             | 10.45              | 31                  |
| CPU    | Computershare Ltd    | 16.25       | 0.00        | 4.77         | 13.85         | 40.05       | 20.64             | 15.73             | 15.42             | 6.52               | 54                  |
| CQR    | Charter Hall Retail  | 4.33        | 4.09        | 6.65         | 2.52          | 10.31       | 8.44              | 7.93              | 9.78              | -2.53              | 110                 |
| CSL    | CSL Limited          | 145.60      | -0.66       | 3.80         | 11.57         | 48.51       | 21.66             | 21.92             | 24.23             | 16.21              | 15                  |
| CSR    | CSR Limited          | 4.65        | 3.10        | 6.81         | 17.86         | 17.02       | 29.92             | 16.87             | 23.75             | 1.14               | 91                  |
| CTD    | Corp Travel Limited  | 19.70       | -7.69       | -17.05       | -12.15        | 12.17       | 32.76             | 28.06             | 43.26             | -                  | -                   |
| CTX    | Caltex Australia     | 35.00       | 0.29        | 0.89         | 6.87          | 19.09       | 4.13              | 8.79              | 16.40             | 6.43               | 55                  |
| CWN    | Crown Resorts Ltd    | 12.33       | -0.80       | 5.47         | -4.32         | 15.41       | 11.10             | 2.18              | 9.04              | -                  | -                   |
| CWY    | Cleanaway Waste Ltd  | 1.485       | -1.00       | -0.67        | 11.64         | 30.39       | 54.26             | 19.56             | 16.78             | -14.15             | 128                 |
| CYB    | Cybg PLC             | 5.73        | 4.18        | 4.56         | 23.49         | 19.87       | -                 | -                 | -                 | -                  | -                   |
| DLX    | DuluxGroup Limited   | 7.89        | -1.13       | 8.89         | 13.51         | 38.22       | 14.98             | 14.99             | 20.79             | -                  | -                   |
| DMP    | Domino Pizza Enterpr | 47.04       | 0.86        | 4.00         | -16.54        | -30.11      | -2.09             | 27.14             | 38.03             | 31.95              | 4                   |
| DOW    | Downer EDI Limited   | 7.06        | 4.90        | 0.14         | 12.19         | 27.15       | 47.57             | 25.94             | 19.63             | 7.08               | 47                  |
| DXS    | Dexus                | 10.33       | 5.73        | 4.98         | 0.26          | 21.31       | 18.80             | 18.61             | 15.45             | 2.29               | 84                  |
| EBO    | Ebos Group Ltd       | 15.96       | -0.25       | 0.69         | -2.43         | 4.32        | 13.31             | 26.58             | -                 | -                  | -                   |
| EVN    | Evolution Mining Ltd | 2.43        | -4.71       | 4.29         | 0.00          | 37.40       | 46.88             | 85.01             | 8.41              | 12.94              | 20                  |

| Ticker | Stock Name            | Price \$ | 1 week % | 1 month % | 6 months % | 1 year % | 2 years % p.a. | 3 years % p.a. | 5 years % p.a. | 10 years % p.a. | 10 years ranking |
|--------|-----------------------|----------|----------|-----------|------------|----------|----------------|----------------|----------------|-----------------|------------------|
| EVT    | Event Hospitality     | 12.82    | -0.54    | -3.75     | 1.00       | -5.19    | -3.46          | 7.82           | 16.87          | 10.55           | 30               |
| FBU    | Fletcher Building     | 6.36     | 2.58     | 0.63      | -8.62      | -32.83   | 3.16           | -0.91          | 4.82           | -0.93           | 104              |
| FLT    | Flight Centre Travel  | 44.25    | -2.68    | -5.83     | 23.13      | 37.06    | 13.10          | 6.77           | 13.82          | 6.55            | 52               |
| FMG    | Fortescue Metals Grp  | 4.55     | -1.94    | -2.78     | 2.78       | -21.26   | 60.87          | 25.67          | 7.06           | -0.02           | 99               |
| FPH    | Fisher & Paykel H.    | 11.93    | 2.84     | 0.17      | 17.44      | 53.96    | 24.97          | 33.68          | 44.80          | 17.52           | 13               |
| FXJ    | Fairfax Media Ltd     | 0.705    | 4.44     | -2.75     | -13.60     | 31.74    | 11.62          | 17.36          | 20.65          | -10.02          | 126              |
| GEM    | G8 Education Limited  | 4.42     | -0.45    | -2.21     | 31.59      | 41.21    | 16.02          | 7.57           | 30.13          | -               | -                |
| GMG    | Goodman Group         | 8.68     | -0.34    | 3.58      | 3.06       | 37.74    | 20.71          | 20.15          | 16.23          | -7.92           | 123              |
| GNC    | GrainCorp Limited     | 7.75     | -0.25    | -7.93     | -22.22     | -7.58    | 0.06           | 0.70           | -5.65          | 3.04            | 76               |
| GNE    | Genesis Energy Ltd    | 2.19     | 2.34     | -0.91     | 2.03       | 20.52    | 17.81          | 11.80          | 0.00           | -               | -                |
| GOZ    | Growthpoint Property  | 3.57     | 2.59     | 5.62      | 10.48      | 22.49    | 14.56          | 15.32          | 16.46          | -3.04           | 112              |
| GPT    | GPT Group             | 5.41     | 4.04     | 5.87      | 4.00       | 19.75    | 11.40          | 13.60          | 13.10          | -5.80           | 121              |
| HSO    | Healthscope Limited   | 2.01     | 4.69     | 4.69      | -4.44      | -7.96    | -10.52         | -4.21          | -              | -               | -                |
| HVN    | Harvey Norman         | 4.02     | 2.55     | 0.75      | 10.11      | -10.27   | 5.05           | 9.71           | 22.98          | -2.28           | 108              |
| IAG    | Insurance Australia   | 7.12     | -2.06    | 7.23      | 14.55      | 32.33    | 16.40          | 8.17           | 13.58          | 7.89            | 43               |
| IFL    | IOOF Holdings Ltd     | 11.19    | 2.10     | 3.71      | 25.52      | 32.58    | 12.97          | 13.16          | 15.99          | 5.78            | 57               |
| IFT    | Infratil Limited      | 2.90     | 1.87     | 4.39      | 1.87       | 12.96    | 3.97           | 14.36          | 21.04          | -               | -                |
| IGO    | Independence Group    | 4.20     | -4.55    | 0.72      | 19.60      | -1.17    | 31.55          | 7.21           | -0.64          | -5.29           | 119              |
| ILU    | Iluka Resources       | 9.28     | -0.43    | 0.11      | 4.36       | 42.38    | 28.39          | 13.95          | 3.97           | 11.17           | 27               |
| ING    | Inghams Group Limited | 3.53     | 0.28     | -1.94     | 9.85       | 15.90    | -              | -              | -              | -               | -                |
| INM    | Iron Mountain Incorp  | 54.12    | -0.57    | 3.40      | 16.26      | 25.32    | -              | -              | -              | -               | -                |
| IOF    | Investa Office Fund   | 4.76     | 2.59     | 5.31      | 1.93       | 13.29    | 15.30          | 14.65          | 14.52          | 1.30            | 88               |
| IPL    | Incitec Pivot         | 4.01     | 2.04     | 4.88      | 17.65      | 22.87    | 3.53           | 15.32          | 7.44           | 2.31            | 83               |
| IRE    | IRESS Limited         | 10.88    | -0.82    | -6.61     | -7.38      | -2.58    | 9.54           | 7.54           | 10.02          | 5.80            | 56               |
| IVC    | InvoCare Limited      | 17.75    | 0.11     | 5.09      | 21.10      | 39.39    | 23.93          | 17.87          | 17.07          | 11.70           | 25               |
| JBH    | JB Hi-Fi Limited      | 23.76    | 5.79     | 5.13      | 4.40       | -9.67    | 17.69          | 20.62          | 23.65          | 6.84            | 48               |
| JHG    | Janus Henderson       | 49.32    | 3.57     | 10.34     | 17.33      | 30.95    | -8.92          | 11.58          | 25.57          | 6.58            | 51               |
| JHX    | James Hardie Indust   | 21.54    | 0.61     | 10.35     | 9.68       | 4.01     | 16.02          | 24.66          | 22.39          | 15.00           | 17               |
| LLC    | Lendlease Group       | 15.94    | -0.69    | -1.97     | -0.67      | 20.38    | 14.59          | 5.75           | 17.02          | 1.28            | 89               |
| LNK    | Link Admin Hldg       | 8.56     | -0.70    | 2.88      | 14.56      | 20.72    | 11.79          | -              | -              | -               | -                |
| MCY    | Mercury NZ Limited    | 3.12     | 3.31     | 4.00      | 4.94       | 13.77    | 13.62          | 9.28           | -              | -               | -                |
| MEZ    | Meridian Energy       | 2.61     | -1.51    | 2.76      | -2.36      | 9.19     | 14.54          | -              | -              | -               | -                |
| MFG    | Magellan Fin Grp Ltd  | 25.14    | -2.37    | 2.40      | 1.11       | 12.83    | 0.94           | 24.68          | 45.36          | 34.45           | 2                |
| MGR    | Mirvac Group          | 2.44     | 0.83     | 1.24      | 10.40      | 27.20    | 18.10          | 15.86          | 14.67          | -3.84           | 114              |
| MIN    | Mineral Resources.    | 19.55    | -3.36    | 10.02     | 100.20     | 63.07    | 102.73         | 42.65          | 21.00          | 15.58           | 16               |
| MLT    | Milton Corporation    | 4.56     | -0.87    | 0.44      | 4.48       | 11.43    | 6.13           | 6.30           | 9.99           | 3.44            | 72               |
| MND    | Monadelphous Group    | 18.40    | -5.54    | 6.48      | 45.87      | 72.18    | 75.70          | 34.44          | 1.16           | 6.55            | 53               |
| MPL    | Medibank Private Ltd  | 3.24     | 1.57     | 4.52      | 18.55      | 27.27    | 20.75          | 18.26          | -              | -               | -                |
| MQA    | Macq Atlas Roads Grp  | 6.09     | -1.62    | 1.00      | 5.16       | 35.97    | 24.41          | 29.84          | 33.82          | -               | -                |
| MQG    | Macquarie Group Ltd   | 98.20    | -1.15    | 1.93      | 12.11      | 21.26    | 13.94          | 24.17          | 29.22          | 4.87            | 66               |
| MTS    | Metcash Limited       | 2.75     | -0.36    | 0.73      | 33.10      | 33.10    | 28.98          | 9.47           | -0.62          | 0.48            | 97               |
| MYO    | MYOB Group Ltd        | 3.55     | -1.93    | -5.33     | 0.77       | 5.01     | 3.93           | -              | -              | -               | -                |
| NAB    | National Aust. Bank   | 29.62    | 0.20     | -6.90     | 2.31       | 7.56     | 7.91           | 5.18           | 11.26          | 2.74            | 79               |
| NCM    | Newcrest Mining       | 23.21    | -2.23    | 2.93      | 9.20       | 23.30    | 44.15          | 36.80          | -1.64          | -2.99           | 111              |
| NHC    | New Hope Corp Ltd     | 2.30     | -0.86    | 15.58     | 49.37      | 47.24    | 14.54          | 1.44           | -7.45          | 5.71            | 59               |
| NHF    | NIB Holdings Limited  | 6.80     | -0.44    | 3.82      | 28.35      | 42.65    | 36.16          | 32.33          | 30.58          | 23.71           | 7                |
| NST    | Northern Star         | 5.82     | -0.68    | 8.58      | 19.76      | 71.80    | 53.74          | 84.19          | 35.11          | 51.22           | 1                |
| NUF    | Nufarm Limited        | 8.84     | 1.73     | -1.67     | -8.29      | 1.91     | 4.61           | 27.42          | 10.39          | -4.45           | 117              |
| NVT    | Navitas Limited       | 5.26     | 3.95     | 10.74     | 23.81      | 3.90     | 11.19          | 5.91           | 7.61           | 12.92           | 21               |
| OGC    | OceanaGold Corp.      | 3.43     | -3.92    | -3.65     | -24.23     | -7.02    | 13.47          | 19.16          | 1.82           | 2.48            | 80               |
| ORA    | Orora Limited         | 3.31     | -0.30    | -1.19     | 19.50      | 20.42    | 23.89          | 26.82          | -              | -               | -                |
| ORG    | Origin Energy         | 9.07     | 5.71     | 12.25     | 17.95      | 40.40    | 26.84          | -2.09          | 1.76           | 5.48            | 62               |
| ORI    | Orica Limited         | 17.10    | -1.50    | -17.04    | -11.19     | 0.31     | 7.06           | 3.99           | -2.73          | -0.20           | 101              |
| OSH    | Oil Search Ltd        | 7.16     | -0.56    | 0.00      | 1.58       | 2.70     | -5.84          | 0.90           | 1.30           | 5.42            | 63               |
| OZL    | OZ Minerals           | 8.40     | -1.41    | 4.61      | 15.73      | 5.13     | 46.86          | 43.63          | 4.95           | -10.71          | 127              |
| PGH    | Pact Group Hldgs Ltd  | 5.55     | 0.00     | -2.76     | -7.06      | -12.58   | 11.49          | 14.54          | -              | -               | -                |
| PMV    | Premier Investments   | 14.30    | 4.00     | 7.20      | 14.01      | 8.72     | 3.76           | 16.30          | 21.17          | 9.38            | 36               |
| PPT    | Perpetual Limited     | 48.46    | 1.91     | -0.53     | -5.73      | 7.80     | 7.06           | 5.72           | 13.61          | 0.04            | 98               |
| PRY    | Primary Health Care   | 3.75     | 6.84     | 7.14      | -2.61      | 3.66     | 10.44          | -3.66          | 2.61           | -4.94           | 118              |
| PTM    | Platinum Asset        | 7.39     | -1.73    | 1.51      | 72.54      | 39.31    | -1.70          | 7.85           | 18.98          | 7.24            | 45               |
| QAN    | Qantas Airways        | 5.71     | 2.51     | -8.35     | 14.00      | 81.68    | 26.66          | 43.34          | 34.90          | 0.79            | 93               |
| QBE    | QBE Insurance Group   | 10.64    | -1.39    | -1.12     | -16.85     | -3.87    | -3.90          | 4.21           | 3.01           | -5.49           | 120              |
| QUB    | Qube Holdings Ltd     | 2.63     | 2.33     | 2.33      | 1.38       | 13.12    | 6.73           | 11.52          | 13.91          | 12.13           | 23               |

| Ticker | Stock Name                | Price<br>\$ | 1 week<br>% | 1 month<br>% | 6 months<br>% | 1 year<br>% | 2 years<br>% p.a. | 3 years<br>% p.a. | 5 years<br>% p.a. | 10 years<br>% p.a. | 10 years<br>ranking |
|--------|---------------------------|-------------|-------------|--------------|---------------|-------------|-------------------|-------------------|-------------------|--------------------|---------------------|
| REA    | REA Group Ltd             | 80.12       | 3.70        | 9.16         | 26.02         | 57.03       | 25.63             | 23.12             | 35.97             | 27.49              | 5                   |
| REH    | Reece Limited             | 46.78       | 0.32        | 5.84         | 18.73         | 6.46        | 18.06             | 15.62             | 18.95             | 6.72               | 49                  |
| RHC    | Ramsay Health Care        | 70.25       | 3.05        | 7.48         | 2.31          | 2.34        | 3.84              | 11.48             | 23.17             | 21.61              | 9                   |
| RIO    | Rio Tinto Limited         | 71.17       | -1.29       | 1.66         | 17.49         | 26.38       | 27.52             | 11.84             | 7.25              | -2.47              | 109                 |
| RMD    | ResMed Inc.               | 11.23       | 0.81        | 1.37         | 17.02         | 36.47       | 17.93             | 23.08             | 24.28             | 16.40              | 14                  |
| RRL    | Regis Resources           | 3.94        | -3.90       | 1.03         | 21.45         | 46.60       | 46.36             | 49.15             | -4.06             | 19.28              | 11                  |
| RWC    | Reliance Worldwide        | 3.88        | -2.27       | 1.04         | 17.77         | 27.92       | -                 | -                 | -                 | -                  | -                   |
| S32    | South32 Limited           | 3.21        | -6.14       | -8.29        | 27.02         | 15.89       | 67.45             | -                 | -                 | -                  | -                   |
| SCG    | Scentre Group             | 4.23        | 0.95        | 5.22         | 1.13          | 7.63        | 6.05              | 11.58             | -                 | -                  | -                   |
| SCP    | SCA Property Group        | 2.42        | 2.11        | 2.98         | 6.74          | 19.77       | 11.76             | 16.12             | 15.29             | -                  | -                   |
| SDF    | Steadfast Group Ltd       | 2.93        | 6.55        | 9.33         | 6.60          | 43.54       | 45.27             | 25.93             | -                 | -                  | -                   |
| SEK    | Seek Limited              | 18.59       | -2.67       | 1.86         | 10.13         | 26.53       | 16.81             | 5.86              | 24.35             | 10.28              | 33                  |
| SGM    | Sims Metal Mgmt Ltd       | 14.10       | -0.49       | 6.09         | 8.50          | 13.90       | 46.59             | 13.56             | 10.97             | -4.16              | 116                 |
| SGP    | Stockland                 | 4.69        | 1.96        | 3.08         | 1.24          | 16.90       | 12.51             | 9.82              | 11.76             | -1.42              | 106                 |
| SGR    | The Star Ent Grp          | 5.90        | 2.08        | 2.61         | 16.44         | 13.91       | 12.86             | 20.17             | 12.71             | -                  | -                   |
| SHL    | Sonic Healthcare          | 22.59       | 2.92        | 4.20         | -2.78         | 6.42        | 8.19              | 12.84             | 14.19             | 5.64               | 60                  |
| SKC    | Skycity Ent Grp Ltd       | 3.56        | 2.30        | -0.56        | -14.12        | -1.37       | -0.42             | 4.20              | 9.25              | 1.61               | 86                  |
| SKI    | Spark Infrastructure      | 2.61        | 1.16        | 0.38         | -2.32         | 23.16       | 22.71             | 16.37             | 14.81             | 7.49               | 44                  |
| SOL    | Soul Pattinson (W.H)      | 17.04       | 2.34        | 2.66         | -0.06         | 19.35       | 7.54              | 9.59              | 8.33              | 9.08               | 38                  |
| SPK    | Spark New Zealand         | 3.30        | 0.61        | -0.90        | -6.85         | 3.26        | 9.11              | 10.54             | 18.07             | 5.07               | 64                  |
| STO    | Santos Limited            | 5.14        | 1.38        | 12.23        | 54.82         | 17.08       | 13.06             | -11.76            | -9.11             | -4.06              | 115                 |
| SUL    | Super Ret Rep Ltd         | 7.92        | 0.64        | 2.06         | 4.48          | -14.53      | -8.32             | 7.09              | 2.29              | 10.41              | 32                  |
| SUN    | Suncorp Group Ltd         | 14.29       | 1.28        | 4.92         | 4.48          | 16.89       | 6.97              | 4.92              | 13.69             | 1.99               | 85                  |
| SVW    | Seven Group Holdings      | 14.00       | -0.07       | 2.71         | 23.14         | 65.44       | 67.64             | 40.79             | 16.47             | 2.39               | 82                  |
| SYD    | Sydney Airport            | 7.42        | 0.00        | 3.63         | 0.73          | 26.14       | 10.52             | 23.22             | 19.66             | 12.07              | 24                  |
| TAH    | TABCORP Holdings Ltd      | 4.92        | 1.65        | 10.31        | 10.39         | 9.30        | 8.33              | 14.28             | 17.93             | 0.60               | 94                  |
| TCL    | Transurban Group          | 12.56       | -1.18       | 3.37         | 2.68          | 29.07       | 14.67             | 18.65             | 19.02             | 8.67               | 40                  |
| TLS    | Telstra Corporation.      | 3.42        | -1.72       | -4.20        | -19.30        | -25.40      | -14.22            | -8.22             | 2.68              | 3.07               | 75                  |
| TME    | Trade Me Group            | 4.29        | 0.94        | 7.25         | -12.39        | -4.53       | 14.01             | 11.36             | 8.66              | -                  | -                   |
| TNE    | Technology One            | 5.11        | -0.27       | 1.29         | -8.40         | -11.40      | 8.79              | 23.24             | 31.41             | 18.17              | 12                  |
| TPM    | TPG Telecom Limited       | 5.98        | 4.18        | 9.93         | 4.17          | -13.83      | -22.53            | -4.23             | 23.31             | 34.18              | 3                   |
| TTS    | Tatts Group Ltd           | 4.34        | 0.23        | 4.83         | 4.00          | 8.53        | 4.19              | 12.83             | 11.92             | 5.05               | 65                  |
| TWE    | Treasury Wine Estate      | 15.71       | -0.76       | 1.03         | 18.47         | 44.39       | 44.17             | 52.93             | 27.36             | -                  | -                   |
| VAH    | Virgin Aus Hldg Ltd       | 0.29        | 3.57        | 48.72        | 70.59         | 28.89       | -18.82            | -10.90            | -7.70             | -16.39             | 129                 |
| VCX    | Vicinity Centres          | 2.80        | 1.45        | 5.66         | 3.81          | 4.68        | 6.26              | 6.34              | 10.66             | -                  | -                   |
| VOC    | Vocus Group Ltd           | 3.12        | 1.96        | 11.83        | 12.23         | -23.56      | -32.29            | -16.21            | 15.51             | 22.69              | 8                   |
| VVR    | Viva Energy REIT          | 2.18        | 0.46        | 2.35         | -8.33         | 5.45        | -                 | -                 | -                 | -                  | -                   |
| WAM    | WAM Capital Limited       | 2.38        | 1.28        | -2.06        | 7.21          | 6.75        | 13.95             | 12.54             | 13.53             | 7.18               | 46                  |
| WBC    | Westpac Banking Corp      | 31.56       | 0.16        | -2.11        | 7.30          | 5.66        | 3.79              | 5.06              | 10.07             | 5.51               | 61                  |
| WES    | Wesfarmers Limited        | 43.89       | 1.57        | 3.91         | 8.99          | 11.11       | 10.96             | 6.82              | 8.63              | 4.27               | 71                  |
| WFD    | Westfield Corp            | 8.45        | 0.96        | 8.47         | -0.10         | -0.84       | -3.31             | 4.11              | -                 | -                  | -                   |
| WHC    | Whitehaven Coal           | 3.89        | 4.85        | 6.57         | 66.36         | 41.61       | 110.91            | 53.34             | 6.62              | 5.71               | 58                  |
| WOR    | WorleyParsons Ltd         | 15.16       | 1.81        | 5.64         | 25.35         | 60.68       | 61.07             | 16.11             | -6.43             | -7.93              | 124                 |
| WOW    | Woolworths Limited        | 26.87       | 2.13        | 2.17         | 4.75          | 19.75       | 7.84              | -0.67             | 2.15              | 1.31               | 87                  |
| WPL    | Woodside Petroleum        | 31.38       | -0.44       | 0.87         | -0.25         | 3.51        | 4.58              | 2.16              | 3.94              | -0.26              | 103                 |
| WTC    | WiseTech Global Ltd       | 12.19       | -4.32       | 1.58         | 69.00         | 112.38      | -                 | -                 | -                 | -                  | -                   |
| XRO    | Xero Limited              | 28.80       | -3.32       | -5.82        | 19.55         | 69.41       | 28.58             | 22.78             | 39.25             | -                  | -                   |
| YAL    | Yancoal Australia Limited | 0.115       | 4.55        | 9.52         | -38.02        | -52.32      | 36.36             | 14.15             | -25.86            | -                  | -                   |
| ZEL    | Z Energy Limited          | 6.92        | -8.95       | 6.76         | -1.63         | 6.07        | 9.69              | 24.87             | -                 | -                  | -                   |

Data source: IFM Investors, IRESS

The above information, compiled by IFM Investors, shows Total Shareholder Return (TSR) for the 170 largest companies listed on the Australian Securities Exchange. The size of a company is determined by its market capitalisation, calculated as price multiplied by ordinary fully paid shares on issue, at the start of the previous quarter. TSR expresses the current price of a stock, plus all dividends accrued within the period, as a percentage of the share price, adjusted for any capital events, at the start of the period.

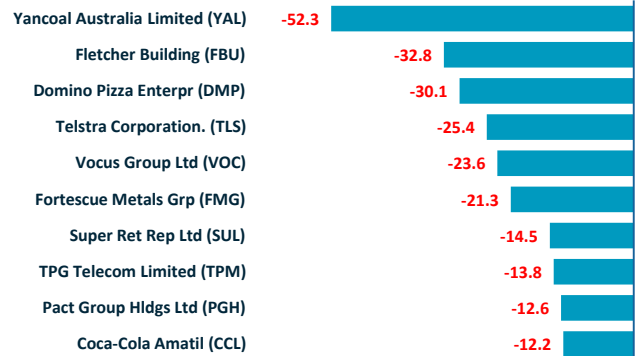
## Best and Worst Performing Stocks as at 01 December 2017

### Best Performers - 1 Year Return (%)



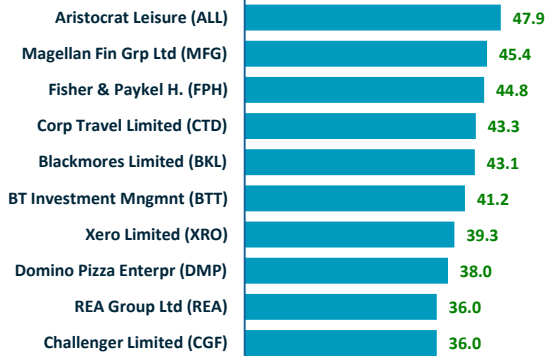
Data source: IFM Investors, IRESS

### Worst Performers - 1 Year Return (%)



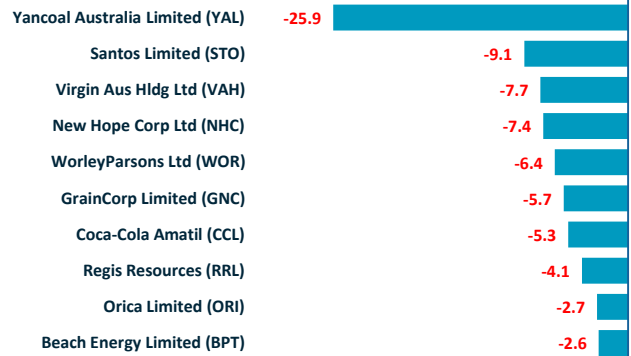
Data source: IFM Investors, IRESS

### Best Performers - 5 Year Return (% p.a.)



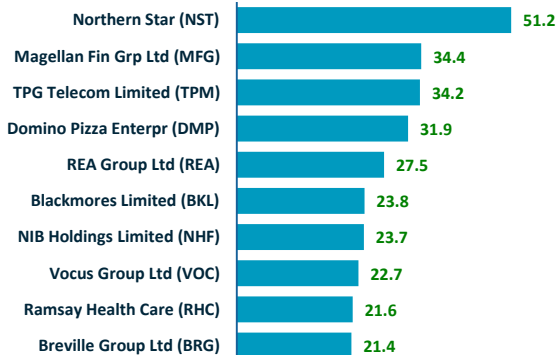
Data source: IFM Investors, IRESS

### Worst Performers - 5 Year Return (% p.a.)



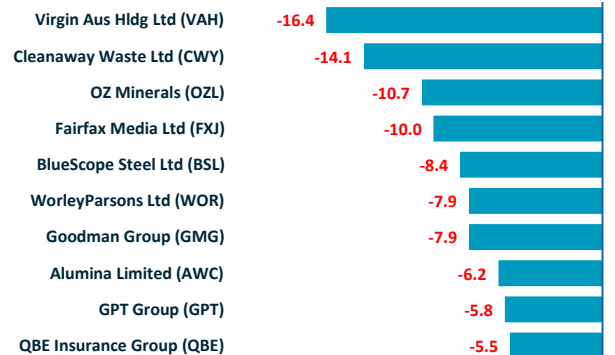
Data source: IFM Investors, IRESS

### Best Performers - 10 Year Return (% p.a.)



Data source: IFM Investors, IRESS

### Worst Performers - 10 Year Return (% p.a.)



Data source: IFM Investors, IRESS

#### Disclaimer

The material in this document is provided for informational purposes only. It does not constitute an investment recommendation and should not be relied upon as investment advice. Past performance is no guarantee of future performance. The information in this document has been prepared without taking into account the investment objectives, financial situation or particular needs of any particular person or entity. IFM Investors Pty Ltd ('IFM Investors') recommends that before making an investment decision, each prospective investor should consult a financial adviser and should consider whether any investments are appropriate in light of their particular investment needs, objectives and financial circumstances. IFM Investors will not be under any liability for loss or damage of any kind arising as a result of any representation or information expressly or impliedly contained in this document, notwithstanding any negligence, default, or lack of care by it or that such loss or damage was foreseeable.