

# Australian Listed Equities: Weekly Share Market Wrap



## Total Shareholder Returns as at 24 April 2015

Ticker	Stock Name	Price \$	1 week %	1 month %	6 months %	1 year %	2 years % p.a.	3 years % p.a.	5 years % p.a.	10 years % p.a.	10 years ranking
ABC	Adelaide Brighton	4.66	2.42	1.75	41.52	22.90	21.45	20.77	14.19	14.44	26
ABP	Abacus Property Group	2.92	1.74	-1.68	14.26	27.63	19.43	19.32	12.63	-0.41	109
AFI	Australian Foundat.	6.25	0.64	-0.95	7.09	8.72	10.67	17.13	7.11	8.76	59
AGL	AGL Energy Limited.	15.44	3.07	4.18	16.51	6.21	4.42	7.99	5.32	-	-
AHD	Amalgamated Holdings	12.51	2.29	10.12	30.62	47.05	27.64	29.40	19.59	15.06	23
AHE	Automotive Holdings	4.30	1.90	1.42	16.76	10.39	7.69	26.08	13.24	-	-
AHY	Asaleo Care Limited	1.90	4.68	4.68	-1.81	-	-	-	-	-	-
AIA	Auckland Internation	4.50	-2.17	1.81	32.49	25.22	37.36	35.20	26.47	11.33	43
AIO	Asciano Limited	6.66	3.10	1.06	11.82	25.51	14.06	14.66	6.15	-	-
AIZ	Air New Zealand	2.68	-2.55	-1.11	52.34	48.04	54.58	63.65	24.38	10.68	48
ALL	Aristocrat Leisure	8.65	5.23	8.53	32.47	79.43	54.33	42.13	15.77	0.75	102
ALQ	ALS Limited	4.66	-0.21	-7.17	-14.36	-33.73	-23.72	-23.70	2.64	15.58	22
AMC	Amcor Limited	14.25	-1.04	-1.11	28.49	44.26	29.71	31.21	22.35	11.56	41
AMP	AMP Limited	6.70	0.60	0.30	22.93	34.88	16.47	20.43	5.01	5.18	84
ANN	Ansell Limited	28.55	2.15	2.59	47.35	61.35	36.64	26.66	20.01	12.71	37
ANZ	ANZ Banking Grp Ltd	35.72	0.34	-3.17	11.05	8.16	14.41	19.61	11.41	9.08	57
AOG	Aveo Group	2.80	2.19	5.66	34.62	38.54	42.92	5.89	-4.89	-5.07	115
APA	APA Group	9.44	2.83	6.43	30.07	51.90	26.84	28.43	25.28	14.09	30
APE	AP Eagers Limited	8.98	5.77	15.66	66.55	82.45	39.81	50.14	31.35	20.77	17
ARG	Argo Investments	8.02	0.00	0.25	4.35	14.24	14.59	19.17	7.59	7.31	67
AST	AusNet Services	1.50	-0.66	6.38	15.06	14.75	14.55	17.75	15.99	-	-
ASX	ASX Limited	42.85	1.11	-0.12	23.83	25.84	12.41	14.91	9.38	11.41	42
AWC	Alumina Limited	1.61	-1.23	-2.42	-3.24	19.01	28.33	11.86	0.75	-6.74	118
AZJ	Aurizon Holdings Ltd	5.00	7.07	-0.20	11.62	-0.08	14.35	14.40	-	-	-
BEN	Bendigo and Adelaide	12.10	-2.02	-6.92	3.07	10.48	13.05	23.12	8.53	6.82	71
BHP	BHP Billiton Limited	32.05	6.94	2.66	-2.61	-12.43	4.79	0.79	-2.02	9.32	55
BKW	Brickworks Limited	14.53	0.55	7.47	12.23	8.72	10.14	15.08	4.51	6.27	79
BLD	Boral Limited	6.50	0.15	2.52	33.03	13.16	16.00	22.42	4.74	4.13	87
BOQ	Bank of Queensland.	13.32	-1.48	-5.98	12.25	10.22	24.15	29.35	6.14	6.37	77
BPT	Beach Energy Limited	1.175	0.43	14.08	-8.85	-33.06	-5.96	-3.20	9.53	10.05	52
BSL	BlueScope Steel Ltd	3.72	-6.06	-19.83	-25.89	-42.84	-12.70	16.53	-21.90	-9.52	119
BTT	BT Investment Mngmnt	9.74	0.72	5.18	64.95	52.42	74.83	68.31	33.25	-	-
BWP	BWP Trust	3.07	0.33	-0.32	27.91	29.02	17.81	23.78	13.57	10.35	50
BXB	Brambles Limited	11.04	-4.58	-4.58	18.56	19.48	18.62	21.21	12.38	5.54	81
CAR	Carsales.Com Limited	9.64	-1.63	-5.30	-5.84	-9.72	3.48	22.92	14.62	-	-
CBA	Commonwealth Bank.	92.10	0.02	-3.14	19.44	22.02	18.15	26.56	13.57	12.90	35
CCL	Coca-Cola Amatil	10.51	-1.31	-2.60	23.19	17.02	-12.42	-1.07	3.12	6.25	80
CGF	Challenger Limited	7.04	1.15	-2.76	7.40	4.57	35.87	26.26	13.22	10.30	51
CHC	Charter Hall Group	5.20	0.78	-1.89	23.74	29.69	15.28	34.11	16.09	-	-
CMW	Cromwell Prop	1.12	0.90	-1.31	18.90	19.81	10.77	23.25	15.03	21.94	13
COH	Cochlear Limited	87.97	-0.88	-4.13	23.04	56.17	19.13	14.35	5.98	13.08	33
CPU	Computershare Limited	12.92	2.38	-1.22	9.37	6.44	16.42	18.36	2.56	10.95	47
CQR	Charter Hall Retail	4.34	0.23	-2.91	14.50	19.83	6.46	16.82	14.64	-0.32	108
CSL	CSL Limited	95.21	1.22	0.39	26.82	42.19	24.82	38.37	24.21	25.44	7
CSR	CSR Limited	3.73	-1.84	-7.21	12.87	2.79	41.71	33.67	3.52	4.01	89
CTD	Corp Travel Limited	11.04	1.56	-8.00	29.65	76.27	56.53	76.20	-	-	-
CTX	Caltex Australia	35.50	1.63	-7.26	18.46	60.53	30.46	39.25	26.20	11.03	46
CWN	Crown Resorts Limited	13.74	3.78	6.02	-1.07	-14.33	6.15	18.34	14.10	-	-
DLX	DuluxGroup Limited	6.71	4.52	6.17	26.67	22.39	24.01	32.56	-	-	-
DMP	Domino Pizza Enterpr	36.94	4.97	2.33	28.27	81.09	72.67	62.51	48.62	-	-
DOW	Downer EDI Limited	4.37	0.23	-4.17	-4.47	-11.69	0.10	10.64	-6.25	3.31	93
DUE	Duet Group	2.58	0.78	1.57	10.59	28.35	8.01	19.02	14.35	7.09	69
DXS	Dexus Property Group	7.44	-1.46	-3.75	6.96	15.46	9.97	15.63	13.63	4.99	85
EBO	Ebos Group Limited	10.10	0.40	17.85	28.60	29.05	-	-	-	-	-
EGP	Echo Entertainment	4.51	-1.96	0.89	29.91	63.12	13.93	2.77	-	-	-
ENE	Energy Developments	7.15	2.58	1.27	34.86	48.44	45.03	47.54	24.38	7.88	62
FBU	Fletcher Building	7.97	-3.28	-6.02	7.26	-8.26	9.31	21.78	7.37	6.63	75
FDC	Federation Centres	2.96	-1.99	-5.43	13.16	28.11	14.70	22.57	-	-	-

Ticker	Stock Name	Price \$	1 week %	1 month %	6 months %	1 year %	2 years % p.a.	3 years % p.a.	5 years % p.a.	10 years % p.a.	10 years ranking
FLT	Flight Centre Travel	42.80	5.68	6.38	3.12	-17.47	11.23	31.26	19.49	13.18	32
FMG	Fortescue Metals Grp	2.21	18.18	9.95	-35.45	-56.18	-16.12	-23.71	-11.70	23.35	10
FPH	Fisher & Paykel H.	6.38	-7.00	-2.30	30.50	72.84	74.48	57.37	21.09	10.56	49
FXJ	Fairfax Media Limited	1.03	-0.96	7.29	34.62	10.88	30.59	15.87	-7.52	-6.24	117
GEM	G8 Education Limited	3.63	1.40	0.27	-26.47	-20.23	29.23	64.56	47.58	-	-
GMA	Genworth Mortgage	3.36	-1.18	1.82	-1.38	-	-	-	-	-	-
GMG	Goodman Group	6.32	0.16	0.00	17.57	31.21	13.26	23.89	14.50	-3.44	113
GNC	GrainCorp Limited	9.81	2.72	1.03	12.94	11.59	-6.16	6.89	15.53	1.66	100
GNE	Genesis Energy Ltd	2.15	-4.02	-6.44	23.71	34.46	0.00	0.00	0.00	-	-
GOZ	Growthpoint Property	3.10	1.64	1.97	15.04	35.68	18.36	20.73	18.27	-	-
GPT	GPT Group	4.60	-0.22	-1.08	17.09	23.70	9.94	17.27	14.06	-3.05	112
HGG	Henderson Group PLC.	5.50	-1.79	0.18	51.10	24.76	54.04	44.95	19.84	14.39	28
HSO	Healthscope Limited	2.91	-0.68	-2.35	20.12	-	-	-	-	-	-
HVN	Harvey Norman	4.32	0.00	-0.45	26.83	35.91	25.02	32.69	7.26	8.26	60
IAG	Insurance Australia	5.98	-0.99	-3.55	-0.16	12.54	8.63	26.11	13.80	3.40	91
IFL	IOOF Holdings Limited	9.98	-1.67	-1.96	14.05	22.00	11.26	22.43	11.58	7.80	63
IFZ	Infratil Limited	2.80	0.00	0.00	31.15	53.44	29.23	31.35	-	-	-
IGO	Independence Group NL	5.69	2.15	1.61	28.92	36.79	32.03	11.57	5.21	16.79	19
IIN	iiNet Limited	8.66	-0.46	0.00	10.81	23.54	23.22	43.23	27.48	13.01	34
ILU	Iluka Resources	8.17	7.22	3.29	10.08	-5.11	-0.99	-19.77	14.75	7.22	68
IOF	Investa Office Fund	3.84	0.52	-5.88	13.42	19.88	12.79	18.04	14.30	3.80	90
IPL	Incitec Pivot Limited	4.24	2.66	1.92	51.87	49.42	21.45	12.10	8.05	20.96	16
IRE	IRESS Limited	10.51	2.84	1.16	10.07	32.42	19.99	21.40	7.63	13.41	31
IVC	InvoCare Limited	13.37	3.24	0.07	16.65	27.06	8.87	21.45	19.44	14.94	24
JBH	JB Hi-Fi Limited	18.95	1.23	2.43	31.67	-2.22	11.77	26.43	3.22	21.46	14
JHX	James Hardie Indust	15.69	-1.26	2.22	30.81	19.67	33.26	34.82	19.49	12.47	38
LEI	Cimic Group Limited	20.83	0.39	-4.45	1.38	11.83	7.60	5.62	-6.50	11.81	40
LLC	Lend Lease Group	16.85	-1.12	3.00	11.53	35.36	29.87	35.95	16.74	6.44	76
LNG	Liquefied Natural	4.80	9.34	59.47	58.94	632.82	372.50	120.13	58.82	29.57	6
MEZCA	Meridian Energy	1.81	-4.23	-6.20	25.48	82.28	-	-	-	-	-
MFG	Magellan Fin Grp Ltd	20.99	-0.10	4.95	61.34	65.48	78.84	126.14	88.04	43.40	1
MGR	Mirvac Group	2.08	4.26	2.46	22.83	24.06	13.32	22.19	11.17	-0.69	110
MIN	Mineral Resources.	6.50	8.70	-6.74	-23.55	-41.47	-12.43	-11.61	0.40	-	-
MLT	Milton Corporation	4.58	-1.08	-1.93	6.02	9.74	13.45	18.53	7.77	6.89	70
MPL	Medibank Private Ltd	2.24	-3.45	-5.88	-	-	-	-	-	-	-
MQA	Macq Atlas Roads Grp	3.46	-3.35	5.49	16.17	15.08	48.99	31.66	30.23	-	-
MQG	Macquarie Group Ltd	83.40	2.70	6.24	41.76	52.64	54.76	47.70	13.70	8.94	58
MSB	Mesoblast Limited	3.62	-4.49	-6.70	-4.99	-27.16	-21.40	-21.24	12.15	22.26	12
MTS	Metcash Limited	1.31	-6.09	-13.53	-50.54	-47.11	-35.22	-20.30	-9.31	0.66	105
MTU	M2 Group Ltd	11.52	4.35	11.74	48.10	107.65	48.84	59.35	46.55	41.86	4
MYT	Mighty River Power	2.935	-0.51	-3.45	19.56	43.81	-	-	-	-	-
NAB	National Aust. Bank	38.07	-1.68	-2.26	13.98	11.84	13.16	20.24	10.71	6.70	73
NCM	Newcrest Mining	14.17	-0.07	3.05	41.28	38.24	-7.22	-18.27	-14.94	0.72	104
NEC	Nine Entertainment	2.29	0.88	8.02	16.89	0.17	-	-	-	-	-
NHC	New Hope Corporation	2.20	-2.65	-12.16	-3.86	-24.06	-16.32	-18.68	-9.91	14.23	29
NHF	NIB Holdings Limited	3.65	-2.14	-5.93	21.48	40.59	33.15	37.57	31.61	-	-
NST	Northern Star	2.23	1.36	-10.71	82.19	93.62	79.12	38.90	129.29	42.21	2
NUF	Nufarm Limited	6.95	7.92	0.72	42.07	68.02	32.75	14.77	0.25	-1.01	111
NVN	Novion Property Group	2.52	0.00	-5.62	26.29	30.25	11.91	15.39	10.75	9.15	56
NVT	Navitas Limited	4.67	4.24	-2.30	-14.01	-33.90	-2.65	11.81	1.37	14.85	25
ORA	Orora Limited	2.30	2.22	-0.86	43.25	66.55	-	-	-	-	-
ORG	Origin Energy Limited	12.87	2.63	9.63	-8.38	-10.63	5.30	2.43	-0.76	9.76	54
ORI	Orica Limited	20.40	-0.29	3.29	8.21	-2.55	-1.12	-4.45	-0.30	6.32	78
OSH	Oil Search Limited	8.32	2.34	8.33	-2.15	-4.56	6.83	4.52	8.37	14.43	27
OZL	OZ Minerals Limited	4.38	12.02	7.09	7.62	19.47	3.72	-19.14	-10.62	-0.21	107
PGH	Pact Group Hldgs Ltd	4.23	1.93	-1.17	11.47	30.00	-	-	-	-	-
PMV	Premier Investments	12.86	2.11	2.67	29.53	35.13	24.73	37.47	15.39	16.07	20
PPT	Perpetual Limited	57.81	0.10	5.15	28.68	26.39	22.48	34.98	12.79	4.37	86
PRY	Primary Health Care	5.14	-2.47	2.39	15.71	12.90	2.34	26.18	6.51	1.65	101
PTM	Platinum Asset	7.70	-2.65	-4.47	22.97	19.73	29.23	25.89	12.10	-	-
QAN	Qantas Airways	3.39	2.42	13.38	137.89	176.73	34.28	27.26	3.24	2.75	95
QBE	QBE Insurance Group	13.85	1.32	4.53	26.30	19.20	4.72	3.26	-4.48	4.02	88
QUB	Qube Holdings Limited	2.79	0.36	-6.38	17.38	27.53	27.62	22.53	26.56	-	-

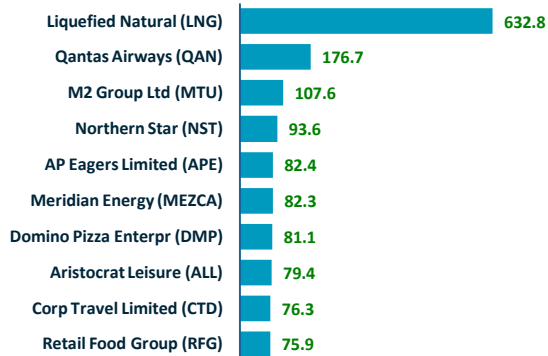
Ticker	Stock Name	Price \$	1 week %	1 month %	6 months %	1 year %	2 years % p.a.	3 years % p.a.	5 years % p.a.	10 years % p.a.	10 years ranking
REA	REA Group Ltd	48.20	1.24	0.08	11.48	2.40	28.54	53.34	32.07	41.93	3
REC	Recall Holdings Ltd	7.81	0.90	1.80	35.51	74.24	-	-	-	-	-
REG	Regis Healthcare Ltd	5.70	3.26	0.00	36.36	-	-	-	-	-	-
REH	Reece Australia Ltd.	34.00	-3.46	0.59	4.07	15.49	26.08	24.73	8.00	12.38	39
RFG	Retail Food Group	7.16	8.98	-1.24	49.69	75.89	43.30	41.62	23.60	-	-
RHC	Ramsay Health Care	65.12	-0.78	-3.74	26.99	43.62	42.65	49.94	37.99	24.41	8
RIO	Rio Tinto Limited	57.79	4.90	0.73	-1.22	-4.17	6.90	-0.78	-2.74	7.77	64
RMD	ResMed Inc.	8.46	-8.04	-7.64	48.92	62.87	38.65	42.58	20.38	16.04	21
SCG	Scentre Group	3.80	1.33	-3.55	16.13	-	-	-	-	-	-
SCP	SCA Property Group	2.16	4.35	4.85	27.36	30.57	20.15	-	-	-	-
SEK	Seek Limited	16.80	0.06	-5.35	4.75	0.00	23.36	36.24	17.47	22.63	11
SGH	Slater & Gordon	6.58	-4.22	-8.01	14.14	53.76	65.45	61.89	36.50	-	-
SGM	Sims Metal Mgmt Ltd	11.49	1.23	-9.67	6.10	16.80	11.33	-6.40	-9.98	0.74	103
SGP	Stockland	4.52	0.44	-0.88	14.29	24.28	12.94	18.87	6.84	3.35	92
SHL	Sonic Healthcare	20.94	1.75	3.31	15.69	21.24	29.30	22.31	11.77	8.25	61
SKC	Skycity Ent Grp Ltd	4.09	1.49	4.60	19.50	11.55	11.52	14.71	13.92	1.75	99
SKI	Spark Infrastructure	2.00	2.56	0.25	10.62	19.49	11.03	18.65	15.47	-	-
SKT	Sky Network	5.94	1.19	4.21	10.23	3.31	19.77	18.99	14.37	-	-
SOL	Soul Pattinson (W.H)	14.95	0.07	3.06	6.78	1.98	5.85	5.94	3.57	7.42	66
SPK	Spark New Zealand	2.79	-1.76	-6.25	3.53	21.83	20.09	15.81	21.24	0.50	106
SPO	Spotless Grp Hld Ltd	2.22	-10.12	-5.93	20.16	-	-	-	-	-	-
SRX	Sirtex Medical	23.15	-4.26	7.42	-1.99	46.66	53.00	55.11	31.70	31.01	5
STO	Santos Limited	8.00	0.50	8.25	-36.23	-37.69	-16.04	-13.34	-7.00	3.15	94
SUL	Super Ret Rep Ltd	9.85	-1.89	4.90	35.79	-4.03	-8.95	13.33	19.26	17.24	18
SUN	Suncorp Group Limited	13.80	-0.93	0.29	-0.91	14.06	11.74	26.29	14.02	1.90	98
SVW	Seven Group Holdings	7.45	3.76	1.73	11.19	-8.93	-4.26	-5.96	4.06	2.71	96
SWM	Seven West Media Ltd	1.335	-4.64	-7.29	-14.68	-25.19	-11.70	-21.75	-19.92	-4.61	114
SYD	Sydney Airport	5.46	1.68	3.41	29.77	35.60	30.99	28.34	23.39	12.73	36
TAH	TABCORP Holdings Ltd	4.88	3.61	2.09	35.52	48.21	29.23	27.53	11.06	2.33	97
TCL	Transurban Group	10.00	2.35	4.38	26.65	44.66	26.27	24.62	17.79	6.77	72
TLS	Telstra Corporation.	6.32	2.93	-0.94	17.64	27.80	18.95	27.46	19.41	6.66	74
TME	Trade Me Group	3.71	1.37	2.49	9.69	6.93	-1.29	14.20	-	-	-
TNE	Technology One	4.16	1.71	4.00	29.30	63.63	58.39	53.36	39.54	23.65	9
TOL	Toll Holdings Limited	8.99	0.11	1.24	64.62	73.60	29.40	19.13	7.35	5.24	83
TPI	Transpacific Indust.	0.80	0.63	-3.61	-4.50	-28.21	-8.42	0.91	-7.22	-	-
TPM	TPG Telecom Limited	9.60	2.35	5.63	34.10	62.52	68.19	76.55	34.02	21.21	15
TTS	Tatts Group Limited	4.06	1.50	1.50	27.30	40.17	14.60	21.54	15.70	-	-
TWE	Treasury Wine Estate	5.71	1.24	10.02	26.81	51.69	0.08	11.93	-	-	-
VAH	Virgin Aus Hldg Ltd	0.525	0.96	2.94	38.16	36.36	7.71	11.02	-2.47	-5.68	116
VED	Veda Group Limited	2.30	0.88	-0.43	4.55	2.18	-	-	-	-	-
WBC	Westpac Banking Corp	38.42	-1.23	-2.91	15.00	12.47	13.99	25.01	11.41	11.05	45
WES	Wesfarmers Limited	42.63	-0.86	-3.60	2.45	1.70	3.58	17.32	11.20	5.52	82
WFD	Westfield Corporation	9.95	2.68	-3.49	33.18	-	-	-	-	-	-
WHC	Whitehaven Coal	1.67	7.74	13.61	8.79	7.05	-6.98	-32.31	-18.93	-	-
WOR	WorleyParsons Limited	11.53	5.20	13.93	-13.17	-26.35	-24.73	-20.59	-10.02	11.29	44
WOW	Woolworths Limited	28.91	1.33	-0.48	-15.07	-19.71	-7.26	8.80	5.90	10.03	53
WPL	Woodside Petroleum	35.40	-0.06	-0.03	-7.01	-6.06	3.08	7.02	-0.74	7.56	65
XRO	Xero Limited	20.32	-13.16	-13.79	39.75	-31.12	36.98	-	-	-	-
ZNZ	Z Energy Limited	4.77	-6.47	-2.65	34.04	31.86	-	-	-	-	-

data source: IFM Investors, IRESS

The above information, compiled by IFM Investors, shows Total Shareholder Return (TSR) for the 170 largest companies listed on the Australian Stock Exchange. The size of a company is determined by its market capitalization, calculated as price multiplied by ordinary fully paid shares on issue, at the start of the previous quarter. TSR expresses the current price of a stock, plus all dividends accrued within the period, as a percentage of the share price, adjusted for any capital events, at the start of the period.

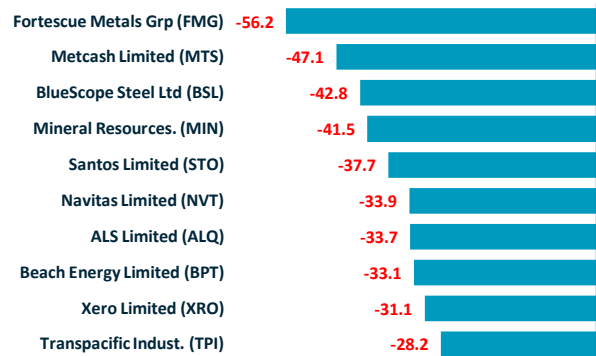
## Best & Worst Performing Stocks as at 24 April 2015

### Best Performers - 1 Year Return (%)



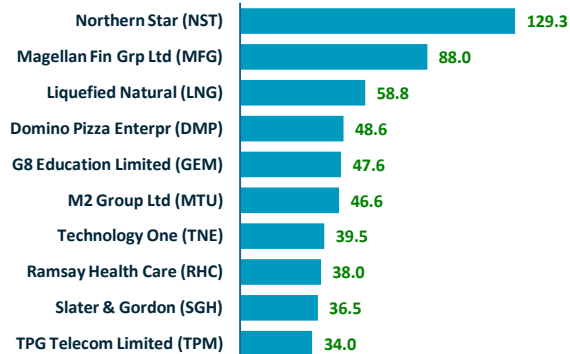
data source: IFM Investors, IRESS

### Worst Performers - 1 Year Return (%)



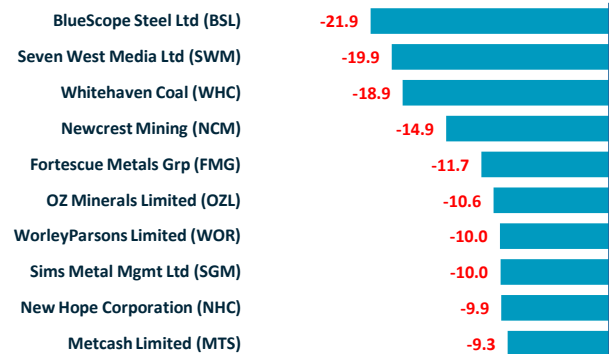
data source: IFM Investors, IRESS

### Best Performers - 5 Year Return (% p.a.)



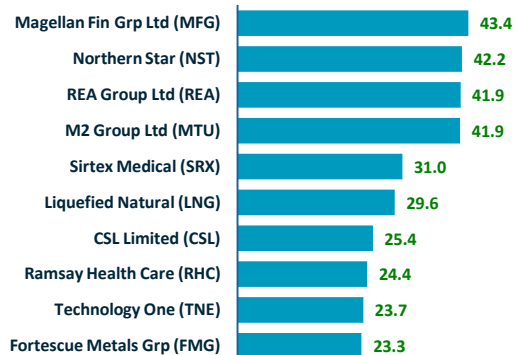
data source: IFM Investors, IRESS

### Worst Performers - 5 Year Return (% p.a.)



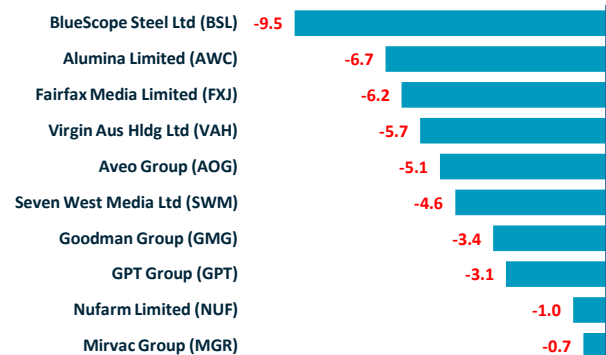
data source: IFM Investors, IRESS

### Best Performers - 10 Year Return (% p.a.)



data source: IFM Investors, IRESS

### Worst Performers - 10 Year Return (% p.a.)



data source: IFM Investors, IRESS