

Australian Listed Equities: Weekly Share Market Wrap



Total Shareholder Returns as at 20 June 2014

Ticker	Stock Name	Price \$	1 week %	1 month %	6 months %	1 year %	2 years % p.a.	3 years % p.a.	5 years % p.a.	10 years % p.a.	10 years ranking
ABC	Adelaide Brighton Ltd	3.38	6.29	-9.87	-2.94	8.17	10.31	8.92	13.86	15.21	26
ABP	Abacus Property Group	2.50	0.40	2.88	10.84	18.44	20.47	10.50	13.34	0.83	105
AFI	Australian Foundat.	6.06	0.83	2.19	1.15	16.08	25.51	15.31	10.05	9.38	59
AGI	Ainsworth Game Tech.	3.77	0.53	-2.58	-10.12	-7.42	43.46	127.78	120.39	23.57	13
AGK	AGL Energy Ltd	15.15	0.00	-3.32	4.39	12.07	3.33	7.20	6.41	-	-
AHD	Amalgamated Holdings	9.00	0.11	-3.33	12.27	16.58	24.26	21.58	24.09	14.74	27
AHE	Automotive Holdings	3.64	2.54	-3.45	3.76	18.67	27.04	23.73	27.01	-	-
AIADA	Auckland Internation	3.47	-0.86	-6.47	8.53	44.75	38.36	29.41	25.69	10.97	48
AIO	Asciano Ltd	5.45	3.61	-4.39	-2.87	18.51	13.44	7.54	6.44	-	-
AIZ	Air New Zealand Ltd	2.11	2.93	4.98	42.53	79.93	82.96	38.80	25.63	4.38	90
ALL	Aristocrat Leisure	5.43	1.69	10.64	21.90	32.98	40.87	33.86	9.99	4.71	88
ALQ	ALS Ltd	9.05	10.10	23.99	7.56	1.13	-2.91	5.09	22.74	25.59	9
ALZ	Australand Property	4.61	0.22	8.98	21.03	42.33	40.86	22.34	17.27	3.54	95
AMC	Amcor Ltd	10.40	-0.57	0.48	1.58	20.92	28.49	21.47	23.00	8.15	68
AMP	AMP Ltd	5.34	-0.19	2.69	27.16	12.98	21.54	9.37	5.64	5.31	83
ANN	Ansell Ltd	19.96	3.58	9.67	-1.18	12.54	24.53	15.44	19.76	11.23	46
ANZ	ANZ Banking Grp Ltd	33.98	0.68	3.76	9.53	29.19	30.85	22.10	19.96	9.79	56
APA	APA Group	7.10	2.90	3.35	18.49	20.32	23.15	23.61	24.80	14.55	29
ARG	Argo Investments Ltd	7.41	-0.54	1.51	5.82	20.19	25.02	15.30	7.70	7.78	69
ARI	Arrium Ltd	0.815	-2.40	-12.37	-47.92	22.30	1.06	-16.01	-12.80	-0.85	110
ASX	ASX Ltd	35.40	-0.42	-1.94	-0.24	12.44	15.50	11.52	4.81	12.90	39
AUT	Aurora Oil & Gas Ltd	4.18	0.00	0.00	42.66	49.29	16.69	10.12	92.05	53.16	2
AWC	Alumina Ltd	1.36	-1.81	0.37	32.04	40.93	21.25	-11.58	0.94	-6.26	117
AZJ	Aurizon Holdings Ltd	4.96	1.22	1.22	3.92	24.02	23.41	18.94	-	-	-
BEN	Bendigo and Adelaide	12.22	1.50	7.48	9.72	30.89	34.95	18.82	18.92	6.17	79
BHP	BHP Billiton Ltd	35.95	1.87	-4.01	-1.70	15.84	8.46	-1.62	3.53	13.65	34
BKW	Brickworks Ltd	13.60	-0.15	4.54	-1.51	15.12	19.64	13.63	7.46	6.87	74
BLD	Boral Ltd	5.20	0.97	-2.99	11.89	28.74	26.39	7.63	7.75	2.03	100
BOQ	Bank of Queensland.	12.24	0.16	1.83	5.75	53.74	40.91	23.22	12.03	7.22	71
BPT	Beach Energy Ltd	1.72	0.00	2.38	27.99	48.59	32.88	26.53	18.22	22.34	16
BRG	Breville Group Ltd	8.08	1.89	-1.34	1.99	14.25	40.08	37.25	59.79	15.80	23
BSL	BlueScope Steel Ltd	5.69	4.02	-2.07	-0.52	27.29	70.82	-1.03	-14.67	-4.89	115
BTT	BT Investment Mngmnt	6.64	0.30	3.59	21.43	117.67	95.48	46.75	30.59	-	-
BWP	BWP Trust	2.59	3.60	3.19	22.50	16.89	21.70	18.39	15.12	9.73	58
BXB	Brambles Ltd	9.03	-2.27	-6.04	1.05	10.55	27.16	14.10	13.54	6.57	77
CBA	Commonwealth Bank.	81.42	-0.38	1.99	9.64	28.66	30.61	23.00	20.42	12.77	40
CCL	Coca-Cola Amatil Ltd	9.13	0.33	-4.30	-19.85	-24.44	-10.76	-1.48	6.71	6.83	75
CDD	Cardno Ltd	6.50	2.36	-0.76	0.00	38.79	-2.78	13.79	19.94	22.16	17
CFX	CFS Retail Trust Grp	2.12	1.44	6.00	12.78	12.80	11.28	10.64	10.85	8.54	65
CGF	Challenger Ltd	7.38	2.07	5.28	25.71	95.13	53.61	19.13	30.56	14.47	30
CHC	Charter Hall Group	4.43	2.78	4.73	22.70	23.18	46.56	34.69	18.92	-	-
CMW	Cromwell Prop	0.99	1.54	1.02	3.33	10.36	27.13	20.57	19.36	29.92	6
COH	Cochlear Ltd	60.60	1.63	2.71	8.26	3.29	0.75	-2.17	4.85	13.52	36
CPU	Computershare Ltd	12.32	-0.96	-0.32	10.27	19.09	30.44	12.76	9.62	16.25	22
CQR	Charter Hall Retail	4.03	3.07	2.03	13.53	8.08	15.37	12.81	17.43	0.16	108
CRZ	Carsales.Com Ltd	10.74	2.09	3.17	8.54	19.77	36.66	34.53	-	-	-
CSL	CSL Ltd	67.45	-0.88	-1.95	0.89	18.60	33.81	30.08	17.92	26.01	7
CSR	CSR Ltd	3.54	2.91	5.90	35.98	76.70	55.32	10.79	6.12	4.82	87
CTX	Caltex Australia Ltd	21.65	-2.39	-1.05	14.30	4.81	28.21	29.16	15.07	11.28	45
CTY	Country Road Ltd	13.80	13.11	23.10	225.09	327.98	123.51	60.62	39.61	23.61	12
CWN	Crown Resorts Ltd	14.97	-1.90	-4.53	-8.29	24.72	34.84	23.58	18.49	-	-
DJS	David Jones Ltd	3.81	-2.56	-3.54	34.36	65.15	36.11	3.44	4.17	13.97	33
DLX	DuluxGroup Ltd	5.63	0.00	0.70	5.14	39.02	41.24	28.67	-	-	-
DMP	Domino Pizza Enterpr	20.79	4.26	8.62	34.58	73.21	51.78	53.87	51.00	-	-
DOW	Downer EDI Ltd	4.37	-3.96	-16.92	-3.86	33.82	21.06	7.55	1.53	7.21	72
DUE	Duet Group	2.44	0.00	4.27	23.77	16.41	19.03	20.49	15.80	-	-
DXS	Dexus Property Group	1.12	-0.89	0.90	10.11	9.93	15.66	12.54	12.73	-	-
EBO	Ebos Group Ltd	8.12	0.00	0.25	1.19	-	-	-	-	-	-

Ticker	Stock Name	Price \$	1 week %	1 month %	6 months %	1 year %	2 years % p.a.	3 years % p.a.	5 years % p.a.	10 years % p.a.	10 years ranking
EGP	Echo Entertainment	3.08	11.19	5.48	35.65	2.28	-13.80	-5.42	-	-	-
ENV	Envestra Ltd	1.36	-0.37	1.87	22.11	50.69	37.45	35.46	29.40	6.80	76
FBU	Fletcher Building Ltd	8.19	-0.85	-1.80	7.27	21.39	34.64	11.29	12.57	10.78	52
FDC	Federation Centres	2.60	3.17	5.69	12.87	17.02	20.32	-	-	-	-
FLT	Flight Centre Travel	45.01	3.40	-9.60	1.24	18.27	56.75	34.85	41.64	11.62	44
FMG	Fortescue Metals Grp	4.22	3.94	-7.05	-24.61	40.76	-4.69	-8.98	3.43	57.71	1
FOX	Twenty-First FOX Inc	33.47	0.00	0.00	-10.68	9.05	34.67	32.36	22.79	3.67	94
FPH	Fisher & Paykel H.	4.26	-2.82	10.04	21.82	51.34	73.88	27.60	16.73	8.18	67
FXJ	Fairfax Media Ltd	0.945	5.59	-7.80	48.46	89.32	29.86	3.09	-2.83	-5.52	116
FXL	FlexiGroup Ltd	3.11	-4.31	-9.59	-25.99	-26.96	19.02	17.99	34.38	-	-
GEM	G8 Education Ltd	4.72	3.74	7.76	51.92	94.00	134.05	77.47	123.37	-	-
GFF	Goodman Fielder Ltd	0.665	-2.21	-3.62	3.85	-2.08	8.40	-8.74	-5.49	-	-
GMG	Goodman Group	5.15	0.19	1.98	7.65	8.09	24.72	16.74	27.20	-	-
GNC	GrainCorp Ltd	8.43	1.57	-5.28	-0.82	-28.96	1.20	7.93	10.98	1.40	102
GOZ	Growthpoint Property	2.51	0.40	1.31	3.02	13.50	16.47	16.89	17.16	-	-
GPT	GPT Group	3.92	1.03	1.82	16.95	6.34	15.17	12.47	14.88	-2.84	113
HGG	Henderson Group PLC.	4.24	-3.42	0.71	10.30	76.03	69.69	28.67	22.00	14.64	28
HTA	Hutchison	0.07	-2.78	-12.50	-18.60	40.00	37.55	-1.39	-8.64	-12.63	119
HVN	Harvey Norman	3.10	3.68	-1.90	2.60	29.23	31.94	11.54	5.50	3.76	93
IAG	Insurance Australia	5.81	0.35	1.04	4.76	14.00	37.01	24.37	14.74	5.06	85
IFL	IOOF Holdings Ltd	8.29	-0.96	-2.93	-4.00	18.75	23.25	13.94	21.54	10.04	54
IFZ	Infratil Ltd	2.10	0.00	7.66	3.04	8.25	26.08	21.55	-	-	-
IIN	iiNet Ltd	7.47	3.89	7.79	20.00	31.11	58.93	43.74	38.49	12.01	42
ILU	Iluka Resources Ltd	8.20	0.37	-5.31	-4.07	-16.77	-16.29	-16.67	25.27	9.77	57
IOF	Investa Office Fund	3.46	3.59	6.14	12.07	22.23	20.30	14.40	17.09	3.51	96
IPL	Incitec Pivot Ltd	2.81	2.55	2.93	6.95	5.95	3.81	-5.12	6.08	16.81	21
IRE	IRESS Ltd	8.13	-0.25	-2.63	-11.75	13.31	20.99	1.35	7.46	13.34	37
IVC	InvoCare Ltd	9.87	-2.95	-7.76	-6.46	-5.42	16.03	13.77	15.09	18.21	20
JBH	JB Hi-Fi Ltd	18.10	0.50	-5.58	-11.32	18.98	51.58	6.78	8.98	25.92	8
JHX	James Hardie Indust	13.77	0.29	6.96	16.53	63.16	42.32	43.06	31.32	10.87	50
LEI	Leighton Holdings Ltd	19.70	-0.61	0.31	32.08	38.89	11.71	2.33	1.96	12.95	38
LLC	Lend Lease Group	13.53	2.27	1.20	25.23	66.47	40.50	19.20	17.35	6.35	78
MEZCA	Meridian Energy Ltd	1.13	6.60	0.44	22.97	-	-	-	-	-	-
MFG	Magellan Fin Grp Ltd	11.12	-1.59	-5.84	8.82	17.08	135.37	108.41	87.31	-	-
MGR	Mirvac Group	1.825	-0.55	5.49	8.66	19.25	25.36	16.77	14.50	-1.13	111
MIN	Mineral Resources Ltd	9.58	0.31	-10.47	-13.03	20.85	6.78	-1.91	24.15	-	-
MLT	Milton Corporation	4.54	2.02	4.61	11.11	28.37	27.35	17.88	12.39	8.65	64
MND	Monadelphous Group	15.92	2.91	-12.09	-8.73	5.76	-7.55	1.75	13.91	32.36	4
MQA	Macq Atlas Roads Grp	3.37	5.31	9.77	27.61	85.15	54.32	25.72	-	-	-
MQG	Macquarie Group Ltd	60.50	0.87	3.07	13.32	52.12	59.50	29.46	13.86	9.30	61
MSB	Mesoblast Ltd	4.20	-4.55	-11.02	-26.57	-26.57	-17.49	-19.83	38.30	-	-
MTS	Metcash Ltd	2.77	-2.81	-1.42	-11.57	-13.92	-6.91	-4.72	-1.05	7.06	73
MTU	M2 Group Ltd	6.00	2.56	1.52	0.25	14.04	38.90	26.15	54.43	-	-
MYR	Myer Holdings Ltd	2.05	3.02	-5.09	-20.15	-2.20	16.36	-1.54	-	-	-
MYT	Mighty River Power	2.06	-1.44	-0.48	12.47	12.20	-	-	-	-	-
NAB	National Aust. Bank	33.13	-0.24	0.09	-0.41	20.17	25.48	16.56	13.59	5.59	81
NCM	Newcrest Mining Ltd	10.81	9.41	8.64	40.39	0.56	-32.88	-31.63	-17.28	-0.30	109
NEC	Nine Entertainment	2.20	10.00	-2.22	11.11	-	-	-	-	-	-
NHC	New Hope Corporation	2.56	-4.12	-16.88	-21.79	-29.00	-16.13	-14.47	-2.72	18.34	19
NHF	NIB Holdings Ltd	3.15	-1.87	5.00	31.25	54.88	49.25	42.46	36.65	-	-
NUF	Nufarm Ltd	4.62	3.82	6.45	7.89	6.33	-1.74	3.58	-13.59	1.16	104
NVT	Navitas Ltd	7.25	0.69	0.42	20.59	34.65	36.18	25.12	25.12	-	-
ORA	Orora Ltd	1.465	4.64	6.16	24.58	-	-	-	-	-	-
ORG	Origin Energy Ltd	14.53	1.47	-2.61	7.65	18.35	9.13	2.06	4.06	13.55	35
ORI	Orica Ltd	19.10	2.03	-5.16	-17.23	-0.20	-7.08	-4.75	3.87	7.40	70
OSH	Oil Search Ltd	9.82	0.20	8.99	20.76	25.01	21.84	14.86	12.68	23.98	11
OZL	OZ Minerals Ltd	4.18	3.21	6.36	38.96	7.09	-26.23	-25.36	-7.04	0.56	107
PMV	Premier Investments	8.51	2.65	-5.34	10.81	39.28	43.21	19.66	15.57	14.11	32
PPT	Perpetual Ltd	46.97	1.40	3.12	1.96	24.92	44.69	25.36	14.27	4.32	91
PRY	Primary Health Care	4.39	-2.23	-1.79	-10.40	-6.14	28.17	13.77	-1.32	5.04	86
PTM	Platinum Asset	6.15	-2.54	-1.76	-4.41	15.86	30.82	19.66	11.61	-	-
QAN	Qantas Airways Ltd	1.34	-0.37	8.06	23.50	1.13	7.48	-9.70	-7.97	-3.19	114
QBE	QBE Insurance Group	11.11	-0.71	-1.24	-2.26	-29.36	-3.53	-8.67	-4.31	4.60	89

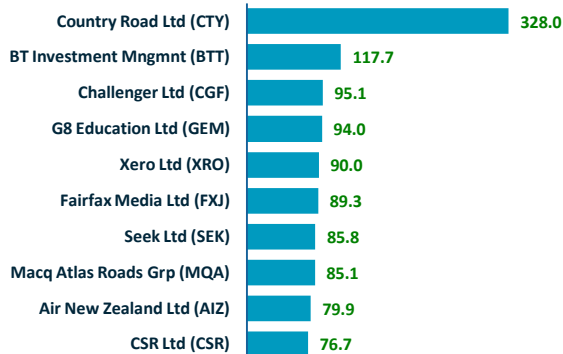
Ticker	Stock Name	Price \$	1 week %	1 month %	6 months %	1 year %	2 years % p.a.	3 years % p.a.	5 years % p.a.	10 years % p.a.	10 years ranking
QUB	Qube Holdings Ltd	2.28	3.64	3.64	14.63	47.28	25.07	17.37	35.48	-	-
REA	REA Group Ltd	43.81	2.72	0.25	16.24	52.71	84.62	53.72	49.23	46.64	3
REC	Recall Holdings Ltd	4.65	-1.69	-1.06	14.53	-	-	-	-	-	-
REH	Reece Australia Ltd	30.00	0.00	0.00	0.77	28.43	31.74	15.26	11.42	15.63	25
RHC	Ramsay Health Care	45.77	-0.39	1.02	9.63	31.50	46.54	38.01	34.42	24.73	10
RIO	Rio Tinto Ltd	58.51	1.58	-2.56	-10.53	15.29	3.84	-6.30	5.15	9.84	55
RMD	ResMed Inc.	5.62	-1.06	3.88	8.84	11.87	34.77	24.96	18.71	11.98	43
RRL	Regis Resources Ltd	1.68	15.86	-26.32	-44.00	-45.86	-33.75	-7.74	30.97	11.14	47
SCP	Sca Property Group	1.805	5.87	6.49	19.55	21.20	-	-	-	-	-
SEK	Seek Ltd	16.41	0.18	-0.06	27.70	85.84	59.83	38.11	32.15	-	-
SGM	Sims Metal Mgmt Ltd	9.52	0.74	1.49	-10.19	14.01	-2.02	-14.88	-14.97	2.46	99
SGP	Stockland	4.03	0.75	6.33	13.08	20.96	17.26	11.24	12.16	3.45	97
SHL	Sonic Healthcare Ltd	16.98	-0.12	-0.70	6.15	22.45	20.25	16.20	10.54	9.37	60
SKC	Skycity Ent Grp Ltd	3.77	0.80	1.34	9.33	7.25	22.74	14.82	15.41	1.26	103
SKI	Spark Infrastructure	1.845	3.07	-1.86	22.19	14.66	17.98	20.00	17.91	-	-
SKT	Sky Network	6.36	3.08	6.89	18.67	48.23	36.99	21.26	19.00	-	-
SOL	Soul Pattinson (W.H)	14.66	-0.61	-0.95	0.34	10.04	8.93	7.30	10.96	10.96	49
SPN	SP AusNet	1.35	1.50	0.86	14.55	20.98	21.30	21.79	17.30	-	-
SST	Steamships Trading	38.70	0.00	0.52	24.32	48.38	29.38	12.52	27.65	31.95	5
STO	Santos Ltd	14.15	-3.48	1.43	-1.04	14.50	10.41	4.63	1.26	10.27	53
SUL	Super Ret Rep Ltd	8.40	4.35	-8.50	-32.77	-23.46	12.53	13.59	23.13	-	-
SUN	Suncorp Group Ltd	13.47	0.30	1.05	6.88	17.48	36.46	23.99	20.57	5.21	84
SVW	Seven Group Holdings	7.66	0.26	-4.37	0.26	16.31	1.95	1.44	11.65	6.06	80
SWM	Seven West Media Ltd	1.84	9.20	2.79	-18.80	-2.97	4.50	-11.21	-5.20	-1.53	112
SYD	Sydney Airport	4.36	1.63	0.46	16.23	33.28	28.81	25.48	25.92	15.68	24
TAH	TABCORP Holdings Ltd	3.42	0.89	-1.44	-0.57	11.18	14.08	9.83	5.37	1.62	101
TCL	Transurban Group	7.65	-0.13	4.37	13.37	18.47	21.82	17.83	17.42	9.27	62
TEL	Telecom Corporation	2.48	-0.40	-1.20	17.63	35.42	19.72	25.95	13.93	0.76	106
TLS	Telstra Corporation.	5.17	-0.77	-2.45	2.21	19.10	26.39	25.68	14.92	5.43	82
TME	Trade Me Group Ltd	3.25	-0.91	-1.22	-13.27	-12.52	9.72	-	-	-	-
TOL	Toll Holdings Ltd	5.04	-1.75	-4.00	-6.34	3.61	15.90	5.93	-0.61	2.96	98
TPI	Transpacific Indust.	1.055	0.48	-4.96	-7.05	40.67	18.21	17.71	-3.55	-	-
TPM	Tpg Telecom Ltd	5.63	1.08	-4.58	14.42	73.71	83.28	50.19	75.94	18.68	18
TTS	Tatts Group Ltd	3.07	2.68	0.99	3.96	3.04	15.00	16.93	10.06	-	-
TWE	Treasury Wine Estate	4.75	-5.19	-1.04	2.34	-18.12	7.82	15.73	-	-	-
UGL	UGL Ltd	6.71	-3.31	0.75	-4.69	1.50	-22.59	-16.28	-0.64	8.90	63
VAH	Virgin Aus Hldg Ltd	0.43	0.00	10.26	11.69	0.48	5.86	16.01	9.09	-8.35	118
VED	Veda Group Ltd	2.01	-3.37	-11.06	8.65	-	-	-	-	-	-
VRL	Village Roadshow Ltd	7.53	2.73	-1.95	3.93	49.32	62.34	43.22	65.72	22.74	15
WBC	Westpac Banking Corp	34.15	-0.32	1.40	11.02	27.96	33.62	23.19	16.01	10.80	51
WDC	Westfield Group	10.82	1.79	-0.73	9.22	0.62	12.58	12.78	10.06	4.04	92
WES	Wesfarmers Ltd	41.25	-1.32	-3.40	-2.23	11.54	23.20	13.71	17.60	8.37	66
WHC	Whitehaven Coal Ltd	1.50	3.09	2.39	-19.35	-31.51	-41.50	-31.97	-9.27	-	-
WOR	WorleyParsons Ltd	17.21	7.23	10.68	5.41	-6.42	-14.52	-11.08	-2.24	23.44	14
WOW	Woolworths Ltd	35.40	-2.96	-4.61	7.10	14.88	20.78	14.00	10.27	14.40	31
WPL	Woodside Petroleum	41.39	-3.27	1.15	10.23	23.73	17.81	5.23	3.39	12.36	41
WRT	Westfield Retail Tst	3.21	0.94	-0.31	10.31	14.76	13.53	12.95	-	-	-
XRO	Xero Ltd	25.88	-3.61	-13.36	-13.47	90.01	-	-	-	-	-
ZNZ	Z Energy Ltd	3.65	1.39	5.06	16.37	-	-	-	-	-	-

data source: IFM Investors, IRESS

The above information, compiled by IFM Investors, shows Total Shareholder Return (TSR) for the 170 largest companies listed on the Australian Stock Exchange. The size of a company is determined by its market capitalization, calculated as price multiplied by ordinary fully paid shares on issue, at the start of the previous quarter. TSR expresses the current price of a stock, plus all dividends accrued within the period, as a percentage of the share price, adjusted for any capital events, at the start of the period.

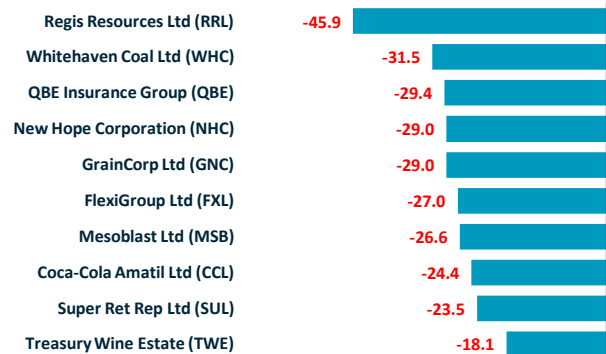
Best & Worst Performing Stocks as at 20 June 2014

Best Performers - 1 Year Return (%)



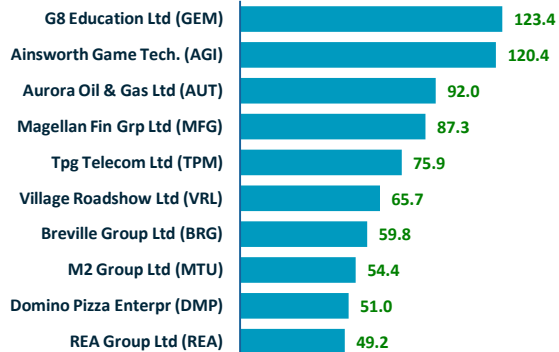
data source: IFM Investors, IRESS

Worst Performers - 1 Year Return (%)



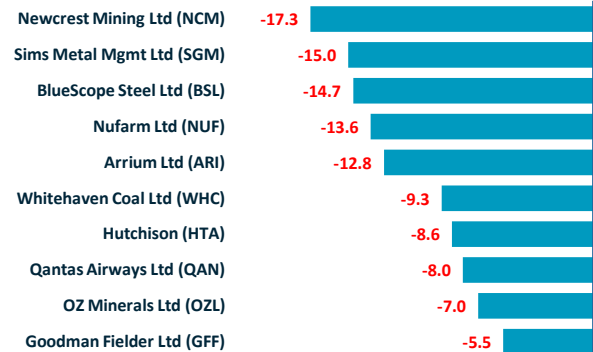
data source: IFM Investors, IRESS

Best Performers - 5 Year Return (% p.a.)



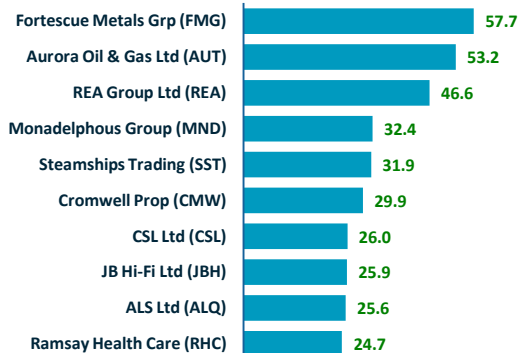
data source: IFM Investors, IRESS

Worst Performers - 5 Year Return (% p.a.)



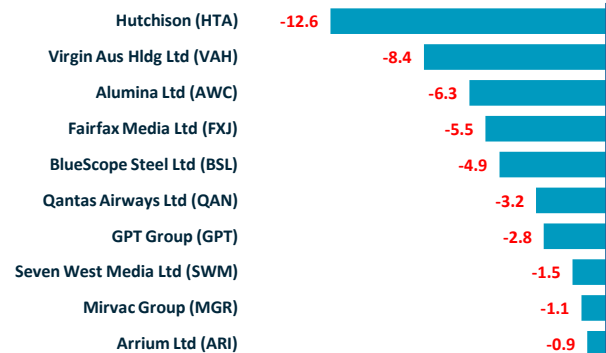
data source: IFM Investors, IRESS

Best Performers - 10 Year Return (% p.a.)



data source: IFM Investors, IRESS

Worst Performers - 10 Year Return (% p.a.)



data source: IFM Investors, IRESS