

Australian Listed Equities: Weekly Share Market Wrap



Total Shareholder Returns as at 30 May 2014

Ticker	Stock Name	Price \$	1 week %	1 month %	6 months %	1 year %	2 years % p.a.	3 years % p.a.	5 years % p.a.	10 years % p.a.	10 years ranking
ABC	Adelaide Brighton Ltd	3.37	-2.88	-13.81	-8.07	7.22	13.15	7.08	13.20	14.19	35
ABP	Abacus Property Group	2.42	-1.22	-0.82	10.73	8.61	19.68	10.68	13.43	0.70	106
AFI	Australian Foundat.	6.03	1.69	1.17	2.00	13.84	25.22	13.43	10.52	9.44	61
AGI	Ainsworth Game Tech.	3.94	-1.25	-5.06	-11.33	6.88	47.14	127.65	118.35	24.35	11
AGK	AGL Energy Ltd	15.40	-1.97	-2.35	4.60	13.45	5.25	7.62	6.27	-	-
AHD	Amalgamated Holdings	9.59	1.16	8.98	18.49	16.53	28.04	23.53	21.86	15.44	26
AHE	Automotive Holdings	3.78	-0.26	-5.50	6.47	7.12	33.01	22.91	30.14	-	-
AIADA	Auckland Internation	3.52	-3.30	-3.03	12.89	46.81	39.68	29.50	25.61	11.39	48
AIO	Asciano Ltd	5.60	-1.23	3.51	-1.95	11.94	13.53	7.89	12.34	-	-
AIZ	Air New Zealand Ltd	1.95	-3.94	2.09	37.39	62.82	75.01	36.27	21.73	4.16	93
ALL	Aristocrat Leisure	5.31	3.11	5.57	12.50	29.27	37.43	27.85	9.35	5.61	84
ALQ	ALS Ltd	8.95	22.60	19.33	6.67	-5.61	-7.01	4.01	23.31	25.20	10
ALZ	Australand Property	4.29	0.70	0.23	17.02	31.73	35.78	20.36	23.68	3.01	98
AMC	Amcor Ltd	10.61	0.76	3.11	6.79	19.11	29.34	21.12	22.84	9.36	63
AMP	AMP Ltd	5.29	0.57	4.75	15.99	6.98	22.10	5.51	6.59	5.80	82
ANN	Ansell Ltd	19.25	-0.47	6.41	-4.29	14.56	18.21	13.74	20.36	10.82	52
ANZ	ANZ Banking Grp Ltd	33.49	-0.33	-0.44	7.59	27.97	32.38	20.22	20.64	9.92	57
APA	APA Group	6.99	0.29	4.96	17.08	14.84	23.73	23.43	25.91	14.60	29
ARG	Argo Investments Ltd	7.36	0.41	2.22	4.68	18.29	23.90	12.66	7.98	7.93	70
ARI	Arrium Ltd	0.905	-6.22	-23.95	-38.73	25.16	0.24	-15.83	-13.27	0.14	109
ASX	ASX Ltd	35.98	-0.74	1.24	-0.64	2.10	15.66	9.01	5.49	13.24	40
AUT	Aurora Oil & Gas Ltd	4.18	-0.24	2.45	38.41	35.71	11.21	9.43	100.19	53.16	2
AWC	Alumina Ltd	1.425	-4.04	5.56	40.39	37.02	19.67	-13.25	2.98	-5.91	117
AZJ	Aurizon Holdings Ltd	4.94	1.02	-4.63	7.49	18.10	24.83	16.02	-	-	-
BEN	Bendigo and Adelaide	11.73	0.26	1.91	6.93	24.25	32.29	14.91	19.32	5.33	87
BHP	BHP Billiton Ltd	37.01	-1.70	-1.96	0.71	11.15	10.68	-2.71	4.08	14.17	36
BKW	Brickworks Ltd	13.60	1.49	1.42	-0.07	15.31	17.45	12.46	6.56	7.29	74
BLD	Boral Ltd	5.30	0.38	-6.85	11.41	19.34	24.64	7.86	8.38	2.74	100
BOQ	Bank of Queensland.	12.00	-1.23	-2.12	2.54	46.04	41.10	17.97	14.87	6.75	77
BPT	Beach Energy Ltd	1.655	-0.30	-3.50	24.55	46.15	24.13	20.87	18.69	22.13	15
BRG	Breville Group Ltd	8.15	-2.63	-11.03	-0.60	11.24	42.45	38.99	62.15	15.31	27
BSL	BlueScope Steel Ltd	5.84	-1.35	-9.74	7.35	8.55	67.97	-7.14	-12.52	-4.60	116
BTT	BT Investment Mngmnt	6.56	-2.09	0.30	35.86	101.78	94.89	40.66	30.95	-	-
BWP	BWP Trust	2.58	1.18	3.20	15.65	13.56	25.73	19.58	13.68	9.37	62
BXB	Brambles Ltd	9.62	-0.52	2.01	9.72	13.65	28.46	15.17	14.67	7.66	73
CBA	Commonwealth Bank.	81.59	0.34	3.41	7.20	26.34	33.79	22.42	22.68	12.76	41
CCL	Coca-Cola Amatil Ltd	9.46	-1.66	2.27	-19.11	-23.42	-8.38	-1.69	7.43	6.83	76
CDD	Cardno Ltd	6.45	-2.42	-7.59	-1.78	27.24	-1.76	12.13	21.83	21.84	17
CFX	CFS Retail Trust Grp	2.05	-0.97	1.99	3.32	7.16	9.78	9.60	10.35	8.31	69
CGF	Challenger Ltd	7.10	-3.40	0.71	20.02	81.89	50.15	17.47	31.66	14.10	38
CHC	Charter Hall Group	4.31	0.70	2.62	17.87	12.54	47.71	27.66	25.45	-	-
CMW	Cromwell Prop	0.995	1.53	0.51	5.96	3.38	27.41	20.45	18.21	31.71	6
COH	Cochlear Ltd	59.87	1.13	2.01	4.55	-5.38	2.32	-5.06	5.52	14.17	37
CPU	Computershare Ltd	12.73	2.25	3.08	18.18	15.44	30.70	13.38	9.76	17.21	21
CQR	Charter Hall Retail	4.00	2.83	3.63	9.14	2.93	18.13	13.37	20.18	0.29	108
CRZ	Carsales.Com Ltd	11.01	4.96	1.47	14.67	23.37	44.98	35.47	-	-	-
CSL	CSL Ltd	70.59	0.53	3.16	3.56	18.85	39.88	29.58	20.78	25.90	8
CSR	CSR Ltd	3.43	1.48	-6.03	30.92	62.84	47.73	8.22	4.34	5.68	83
CTX	Caltex Australia Ltd	22.35	-0.75	0.36	18.22	0.40	30.20	19.40	15.30	12.15	43
CTY	Country Road Ltd	12.00	7.05	22.45	183.23	273.90	108.91	56.50	33.90	22.02	16
CWN	Crown Resorts Ltd	16.26	1.25	1.37	-2.72	29.52	41.17	26.06	20.16	-	-
DJS	David Jones Ltd	4.04	2.28	2.80	39.39	65.10	39.52	2.85	7.72	14.48	30
DLX	DuluxGroup Ltd	5.51	-1.23	-2.09	2.19	24.56	41.72	27.82	-	-	-
DMP	Domino Pizza Enterpr	21.05	4.52	6.31	38.74	87.52	58.14	55.56	48.05	-	-
DOW	Downer EDI Ltd	5.33	-0.37	6.81	14.29	48.40	28.91	13.54	6.08	8.94	65
DUE	Duet Group	2.41	-0.82	11.06	18.81	13.05	19.62	19.27	13.69	-	-
DXS	Dexus Property Group	1.115	-1.76	-1.76	9.64	7.47	14.81	13.03	13.10	-	-
EBO	Ebos Group Ltd	8.10	0.00	0.00	-	-	-	-	-	-	-

Ticker	Stock Name	Price \$	1 week %	1 month %	6 months %	1 year %	2 years % p.a.	3 years % p.a.	5 years % p.a.	10 years % p.a.	10 years ranking
EGP	Echo Entertainment	2.84	-1.73	0.71	14.29	-1.36	-15.81	-	-	-	-
ENV	Envestra Ltd	1.365	1.11	17.17	32.42	40.79	37.24	35.24	28.64	7.02	75
FBU	Fletcher Building Ltd	8.20	-2.96	-9.59	1.76	21.36	34.57	10.38	12.77	11.21	49
FDC	Federation Centres	2.52	2.86	1.20	9.03	8.98	20.94	-	-	-	-
FLT	Flight Centre Travel	49.78	-0.20	-7.39	3.37	31.38	70.31	33.54	49.33	12.69	42
FMG	Fortescue Metals Grp	4.41	-2.22	-12.67	-20.60	37.61	-1.88	-9.59	12.68	59.74	1
FOX	Twenty-First FOX Inc	33.47	0.00	-0.12	-6.71	7.55	34.71	28.62	21.17	3.87	94
FPH	Fisher & Paykel H.	4.20	6.60	12.30	26.46	59.54	63.40	25.80	15.97	8.87	67
FXJ	Fairfax Media Ltd	1.02	2.00	4.08	73.33	72.13	26.85	1.40	0.00	-4.45	115
FXL	FlexiGroup Ltd	3.43	1.78	-11.14	-20.59	-18.89	27.73	21.46	41.89	-	-
GEM	G8 Education Ltd	4.53	-0.22	-3.00	43.75	104.39	126.98	75.19	119.27	-	-
GFF	Goodman Fielder Ltd	0.68	-1.45	0.74	2.22	-1.37	9.54	-8.26	-4.38	-	-
GMG	Goodman Group	5.09	-0.20	2.21	7.30	5.39	26.55	15.02	39.10	-	-
GNC	GrainCorp Ltd	8.81	0.23	-0.56	1.03	-27.42	2.78	8.77	12.81	1.46	102
GOZ	Growthpoint Property	2.50	0.40	2.88	-0.99	4.30	15.75	17.10	17.77	-	-
GPT	GPT Group	3.90	0.00	-0.51	11.82	5.00	15.26	12.18	13.40	-2.75	113
HGG	Henderson Group PLC.	4.41	2.56	-0.54	18.21	69.26	72.32	27.91	23.99	15.83	24
HTA	Hutchison	0.071	-6.58	-17.44	-25.26	73.17	30.02	-5.07	-11.39	-12.66	119
HVN	Harvey Norman	3.20	2.56	-2.44	0.93	30.12	29.87	11.72	5.11	4.53	92
IAG	Insurance Australia	5.95	2.06	3.66	0.50	13.44	39.73	23.69	13.90	6.23	80
IFL	IOOF Holdings Ltd	8.49	-0.47	0.12	-0.29	7.45	30.02	13.34	22.45	10.43	54
IFZ	Infratil Ltd	2.01	3.23	3.23	-1.20	-1.93	23.58	15.69	-	-	-
IIN	iiNet Ltd	7.42	4.36	3.63	21.72	34.87	61.31	41.36	36.25	11.99	45
ILU	Iluka Resources Ltd	8.70	1.05	-2.14	-0.34	-21.10	-17.66	-14.11	25.68	11.64	47
IOF	Investa Office Fund	3.35	1.21	0.30	10.34	12.50	18.78	15.40	14.28	3.32	97
IPL	Incitec Pivot Ltd	2.75	0.73	-3.30	7.53	1.17	2.23	-7.30	3.80	16.66	22
IRE	IRESS Ltd	8.48	1.07	2.42	-11.15	9.18	25.90	0.98	8.73	14.19	34
IVC	InvoCare Ltd	10.43	-2.43	-1.97	-0.05	0.05	17.29	18.26	17.52	19.46	19
JBH	JB Hi-Fi Ltd	18.14	0.00	-6.01	-8.38	25.56	46.25	5.79	11.76	26.17	7
JHX	James Hardie Indust	14.33	2.28	4.45	17.51	56.79	44.97	40.11	29.61	10.56	53
LEI	Leighton Holdings Ltd	20.23	2.22	6.03	28.11	15.03	11.19	-0.91	2.63	14.31	31
LLC	Lend Lease Group	13.41	2.29	3.55	23.35	39.27	39.24	18.60	17.97	6.59	79
MEZCA	Meridian Energy Ltd	1.10	-2.22	-1.79	27.18	-	-	-	-	-	-
MFG	Magellan Fin Grp Ltd	12.40	2.06	-0.80	20.24	53.37	158.91	105.24	91.28	-	-
MGR	Mirvac Group	1.81	2.55	3.43	9.06	16.86	26.65	17.25	15.87	-0.80	111
MIN	Mineral Resources Ltd	10.21	-7.18	-12.13	-3.58	22.51	6.68	-0.70	28.35	-	-
MLT	Milton Corporation	4.37	-0.23	-0.23	7.54	19.50	24.20	15.59	12.07	8.37	68
MND	Monadelphous Group	17.74	-3.53	1.49	11.15	19.02	-1.69	4.42	18.31	33.83	4
MQA	Macq Atlas Roads Grp	3.30	4.10	6.11	27.38	80.43	51.72	22.80	-	-	-
MQG	Macquarie Group Ltd	60.03	1.23	6.81	15.67	47.39	55.78	25.89	17.47	9.59	59
MSB	Mesoblast Ltd	4.84	0.83	3.86	-21.17	-22.56	-13.24	-14.71	46.18	-	-
MTS	Metcash Ltd	2.85	3.64	2.52	-3.44	-19.85	-7.12	-2.55	-0.02	7.71	72
MTU	M2 Group Ltd	6.07	3.58	7.62	5.19	14.90	38.61	25.26	65.03	-	-
MYR	Myer Holdings Ltd	2.15	-3.15	-3.15	-21.40	-4.92	12.59	-1.60	-	-	-
MYT	Mighty River Power	2.04	-2.39	-5.12	9.94	5.97	-	-	-	-	-
NAB	National Aust. Bank	33.49	-0.24	-2.32	-0.29	20.91	26.60	15.09	14.26	5.54	85
NCM	Newcrest Mining Ltd	9.74	-5.35	-6.88	26.66	-32.45	-36.56	-35.61	-19.75	-0.36	110
NEC	Nine Entertainment	2.21	0.91	-5.56	-	-	-	-	-	-	-
NHC	New Hope Corporation	2.98	-3.87	-4.49	-12.64	-19.31	-10.44	-11.84	-0.16	21.69	18
NHF	NIB Holdings Ltd	3.14	4.32	14.18	30.31	42.21	46.61	39.56	39.52	-	-
NUF	Nufarm Ltd	4.29	-0.46	3.37	-11.66	-4.38	-4.23	-2.08	-17.05	0.59	107
NVT	Navitas Ltd	7.71	3.35	4.90	30.07	40.43	45.05	25.26	25.84	-	-
ORA	Orora Ltd	1.39	-1.07	0.00	-	-	-	-	-	-	-
ORG	Origin Energy Ltd	15.09	-0.85	1.28	9.96	15.74	11.12	0.65	4.08	14.26	33
ORI	Orica Ltd	19.66	-1.86	-8.28	-13.46	-6.06	-6.69	-4.32	5.20	7.88	71
OSH	Oil Search Ltd	9.43	1.40	6.07	18.15	13.46	17.50	11.12	12.03	23.21	13
OZL	OZ Minerals Ltd	4.35	10.13	18.21	44.95	12.35	-25.25	-26.22	-5.27	0.88	105
PMV	Premier Investments	8.78	-3.41	-11.49	14.39	27.36	41.72	17.97	16.12	14.28	32
PPT	Perpetual Ltd	47.06	1.12	0.34	7.07	13.48	49.68	22.50	14.05	5.19	88
PRY	Primary Health Care	4.47	-1.32	-4.69	-8.80	-8.97	31.33	12.26	-0.32	4.89	90
PTM	Platinum Asset	6.37	-0.47	-3.19	5.17	30.65	31.45	18.97	14.90	-	-
QAN	Qantas Airways Ltd	1.405	5.64	15.16	15.16	-11.36	-2.89	-12.40	-6.01	-2.94	114
QBE	QBE Insurance Group	11.38	2.71	-1.73	-26.52	-26.55	-0.69	-9.08	-4.17	4.97	89

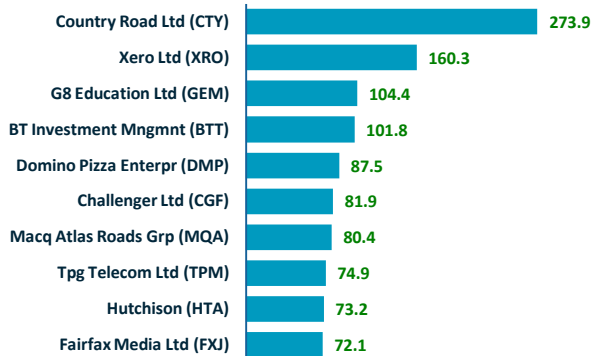
Ticker	Stock Name	Price \$	1 week %	1 month %	6 months %	1 year %	2 years % p.a.	3 years % p.a.	5 years % p.a.	10 years % p.a.	10 years ranking
QUB	Qube Holdings Ltd	2.33	0.00	4.96	14.27	38.60	26.60	14.46	34.63	-	-
REA	REA Group Ltd	45.52	4.81	-2.67	12.91	61.95	82.89	53.81	53.31	51.28	3
REC	Recall Holdings Ltd	4.76	-0.42	5.08	-	-	-	-	-	-	-
REH	Reece Australia Ltd	29.80	1.02	-0.70	-3.16	29.54	30.92	13.06	11.17	15.63	25
RHC	Ramsay Health Care	47.35	1.15	5.67	23.10	37.01	52.71	39.24	35.46	25.55	9
RIO	Rio Tinto Ltd	59.30	-2.05	-3.89	-8.41	13.85	4.84	-7.22	5.33	10.14	55
RMD	ResMed Inc.	5.41	-0.73	0.31	2.07	7.34	32.50	22.74	19.23	12.14	44
RRL	Regis Resources Ltd	1.555	-9.06	-36.01	-48.17	-56.84	-33.37	-10.52	27.88	9.88	58
SCP	Sca Property Group	1.73	0.58	-0.29	12.91	11.18	-	-	-	-	-
SEK	Seek Ltd	16.93	2.30	1.26	27.67	71.73	61.06	37.48	34.09	-	-
SGM	Sims Metal Mgmt Ltd	9.66	2.22	-1.33	-5.57	-2.42	-6.52	-15.31	-14.13	2.83	99
SGP	Stockland	3.90	1.56	0.26	4.42	13.11	16.81	8.97	10.58	3.57	95
SHL	Sonic Healthcare Ltd	17.71	1.84	0.06	8.38	26.99	24.78	17.16	11.86	10.02	56
SKC	Skycity Ent Grp Ltd	3.59	-3.49	-7.71	10.16	7.32	21.12	12.61	13.63	0.94	104
SKI	Spark Infrastructure	1.80	0.00	1.98	14.15	11.05	15.90	19.64	18.01	-	-
SKT	Sky Network	6.01	-1.15	-2.28	21.13	30.67	32.89	19.56	16.99	-	-
SOL	Soul Pattinson (W.H)	14.75	-1.07	-0.41	2.40	5.99	8.63	7.37	11.08	11.88	46
SPN	SP AusNet	1.38	1.20	1.56	22.57	22.99	24.63	21.87	17.70	-	-
SST	Steamships Trading	38.50	0.00	4.05	27.45	26.48	21.19	13.66	26.83	32.89	5
STO	Santos Ltd	14.52	2.18	5.60	4.79	14.53	11.42	2.07	2.11	11.12	50
SUL	Super Ret Rep Ltd	9.11	1.00	-10.33	-32.10	-14.14	18.38	15.75	27.05	-	-
SUN	Suncorp Group Ltd	13.35	-2.05	2.53	3.87	14.05	38.76	22.41	22.17	5.35	86
SVW	Seven Group Holdings	7.99	-0.25	-2.56	13.12	12.92	2.42	0.85	11.97	6.62	78
SWM	Seven West Media Ltd	1.86	4.20	-0.27	-13.51	-9.17	-5.19	-14.63	-3.04	-1.07	112
SYD	Sydney Airport	4.39	0.23	4.03	15.51	26.09	29.66	28.69	28.71	16.66	23
TAH	TABCORP Holdings Ltd	3.48	-0.57	-6.45	0.85	7.69	14.58	-2.93	4.47	2.14	101
TCL	Transurban Group	7.43	0.27	3.60	9.87	14.36	20.40	15.66	17.31	9.53	60
TEL	Telecom Corporation	2.45	-1.21	-3.92	23.66	36.33	17.70	24.84	14.44	1.34	103
TLS	Telstra Corporation.	5.34	-0.74	2.30	8.40	17.92	28.79	26.99	16.75	5.89	81
TME	Trade Me Group Ltd	3.28	-0.30	-10.38	-13.62	-18.47	4.29	-	-	-	-
TOL	Toll Holdings Ltd	5.42	2.65	2.46	-2.97	16.94	13.53	6.20	-0.97	3.47	96
TPI	Transpacific Indust.	1.12	0.45	0.45	-2.61	30.23	18.32	8.60	-2.39	-	-
TPM	Tpg Telecom Ltd	5.95	-1.98	0.17	45.16	74.93	85.08	54.87	74.00	19.26	20
TTS	Tatts Group Ltd	3.04	0.00	0.66	0.97	-1.39	14.49	16.27	10.95	-	-
TWE	Treasury Wine Estate	5.20	0.58	36.48	7.13	-14.58	11.27	17.73	-	-	-
UGL	UGL Ltd	6.56	0.15	-2.81	1.71	-7.29	-21.72	-19.37	-0.61	8.94	64
VAH	Virgin Aus Hldg Ltd	0.41	-2.38	10.81	5.13	-8.41	-0.98	12.86	12.00	-8.63	118
VED	Veda Group Ltd	2.26	-0.88	2.73	-	-	-	-	-	-	-
VRL	Village Roadshow Ltd	8.24	6.60	16.88	12.52	71.84	69.64	45.24	65.72	23.40	12
WBC	Westpac Banking Corp	34.42	0.67	0.57	7.42	25.80	36.64	22.04	17.64	11.01	51
WDC	Westfield Group	10.70	-2.99	-2.28	5.34	-2.44	13.35	10.19	9.99	4.68	91
WES	Wesfarmers Ltd	43.36	0.07	1.52	3.01	15.06	27.30	13.83	19.04	8.93	66
WHC	Whitehaven Coal Ltd	1.485	-0.34	1.71	-8.33	-33.11	-39.14	-33.99	-8.82	-	-
WOR	WorleyParsons Ltd	16.06	1.84	-4.46	0.31	-18.31	-17.27	-14.10	-1.94	22.63	14
WOW	Woolworths Ltd	37.53	-0.11	0.56	13.33	17.21	24.47	15.33	11.73	14.98	28
WPL	Woodside Petroleum	42.17	1.35	3.36	15.83	21.89	19.90	0.95	2.88	13.28	39
WRT	Westfield Retail Tst	3.19	-0.31	0.00	7.84	11.10	14.24	12.04	-	-	-
XRO	Xero Ltd	29.15	-3.19	0.59	-4.80	160.27	-	-	-	-	-
ZNZ	Z Energy Ltd	3.50	-2.78	-1.83	9.74	-	-	-	-	-	-

data source: IFM Investors, IRESS

The above information, compiled by IFM Investors, shows Total Shareholder Return (TSR) for the 170 largest companies listed on the Australian Stock Exchange. The size of a company is determined by its market capitalization, calculated as price multiplied by ordinary fully paid shares on issue, at the start of the previous quarter. TSR expresses the current price of a stock, plus all dividends accrued within the period, as a percentage of the share price, adjusted for any capital events, at the start of the period.

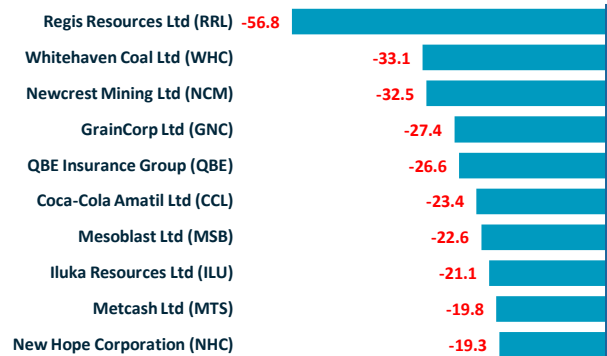
Best & Worst Performing Stocks as at 30 May 2014

Best Performers - 1 Year Return (%)



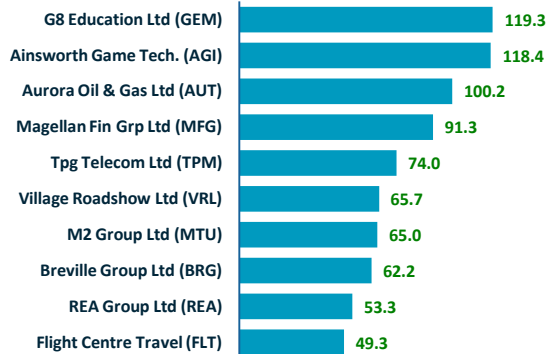
data source: IFM Investors, IRESS

Worst Performers - 1 Year Return (%)



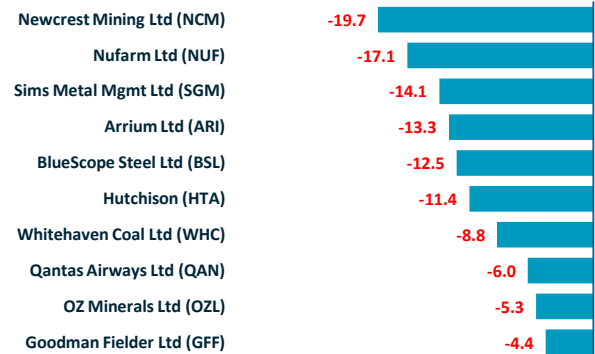
data source: IFM Investors, IRESS

Best Performers - 5 Year Return (% p.a.)



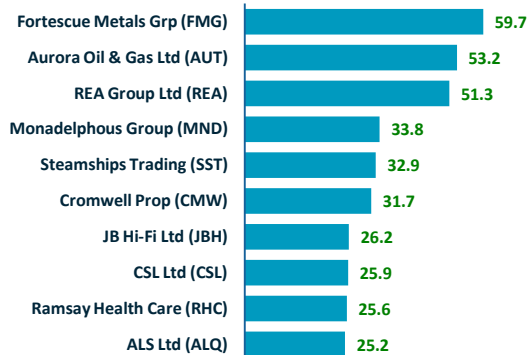
data source: IFM Investors, IRESS

Worst Performers - 5 Year Return (% p.a.)



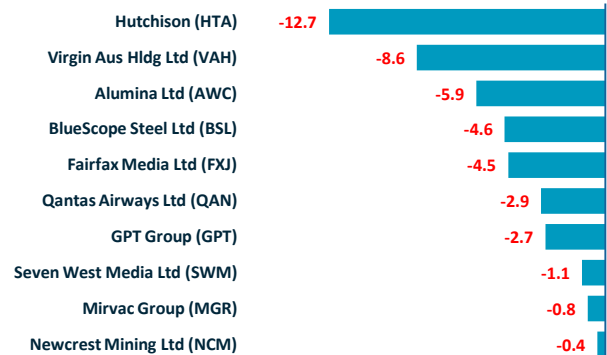
data source: IFM Investors, IRESS

Best Performers - 10 Year Return (% p.a.)



data source: IFM Investors, IRESS

Worst Performers - 10 Year Return (% p.a.)



data source: IFM Investors, IRESS