

Ticker	Stock Name	Price \$	1 week %	1 month %	6 months %	1 year %	2 years % p.a.	3 years % p.a.	5 years % p.a.	10 years % p.a.	10 years ranking
EGP	Echo Entertainment	2.41	-0.82	-2.43	-10.66	-30.42	-15.21	0.00	0.00	0.00	109
ENV	Envestra Limited	1.16	-0.85	1.31	7.39	29.31	30.21	32.08	35.64	6.26	78
FBU	Fletcher Building	8.41	-0.59	5.39	16.79	17.25	36.09	15.23	16.55	12.60	41
FDC	Federation Centres	2.31	-2.12	0.00	3.70	6.96	18.50	0.00	0.00	0.00	109
FLT	Flight Centre Travel	45.75	-0.02	-3.07	8.18	61.92	57.49	26.01	50.54	9.10	59
FMG	Fortescue Metals Grp	5.23	-7.92	-7.92	41.38	15.12	4.86	-6.01	25.72	55.11	1
FOX	Twenty-First FOX Inc	35.45	-1.36	-6.66	7.57	45.72	43.13	31.65	27.09	4.86	91
FPH	Fisher & Paykel H.	3.82	3.24	9.14	26.03	100.39	51.66	18.92	11.37	8.50	68
FXJ	Fairfax Media Ltd	0.675	2.27	6.30	39.80	29.91	-1.35	-18.60	-7.40	-6.46	167
FXL	FlexiGroup Limited	4.01	-3.61	-8.24	-8.41	11.99	45.56	46.31	69.60	0.00	109
GFF	Goodman Fielder.	0.66	-2.94	-0.75	-8.00	7.81	19.90	-15.13	-7.70	0.00	109
GMG	Goodman Group	4.76	1.71	-0.63	1.75	11.98	24.89	17.98	10.10	0.00	109
GNC	GrainCorp Limited	8.04	-0.99	-6.40	-33.44	-29.62	9.06	8.75	16.20	-0.06	160
GOZ	Growthpoint Property	2.48	1.64	0.40	8.29	14.10	22.37	17.46	14.06	0.00	109
GPT	GPT Group	3.57	-2.19	4.08	0.89	2.83	14.56	12.67	7.50	-1.40	163
HGG	Henderson Group PLC.	4.26	1.43	4.16	51.31	86.93	62.20	22.42	32.68	15.27	25
HTA	Hutchison	0.084	-1.18	-1.18	90.91	200.00	23.58	-4.35	-2.22	-11.80	170
HVN	Harvey Norman	3.06	-6.14	-2.86	18.51	60.31	26.03	2.28	12.09	4.02	97
IAG	Insurance Australia	5.60	-2.10	-2.61	-1.52	18.96	44.15	19.35	11.23	6.09	80
IFL	IOOF Holdings Ltd	8.92	0.22	-0.56	17.70	18.38	33.48	8.00	23.85	10.18	54
IFZ	Infratil Limited	2.13	0.00	1.43	6.58	54.79	26.65	17.72	0.00	0.00	109
ILU	Iluka Resources	8.65	-2.81	1.76	-22.94	-5.98	-27.57	2.78	18.10	10.90	49
IOF	Investa Office Fund	3.20	0.63	1.59	12.76	12.38	18.15	14.89	18.62	3.47	99
IPL	Incitec Pivot	2.89	-0.69	7.04	10.00	-3.81	-1.79	-8.54	4.13	18.37	18
IRE	IRESS Limited	9.12	-3.18	-5.10	15.01	17.70	20.43	4.56	18.67	16.91	23
IVC	InvoCare Limited	10.71	-2.46	-3.25	-7.97	19.72	23.66	16.44	21.47	19.27	16
JBH	JB Hi-Fi Limited	18.29	-9.68	-14.45	7.43	87.66	27.89	2.43	19.46	25.19	10
JHX	James Hardie Indust	13.18	0.08	1.85	39.84	42.09	39.17	31.43	28.88	8.63	64
KAR	Karoon Gas Australia	3.68	-2.90	-11.96	-37.42	-31.73	-17.22	-21.13	5.62	0.00	109
LEI	Leighton Holdings	16.14	1.83	-0.55	-0.30	-9.91	-11.37	-15.64	5.91	8.51	66
LLC	Lend Lease Group	10.91	-1.89	-1.53	23.17	12.40	25.37	10.58	14.30	4.75	93
MEZCA	Medidian Energy Limited	0.92	-0.54	-3.16	0.00	0.00	0.00	0.00	0.00	0.00	109
MFG	Magellan Fin Grp Ltd	11.60	1.84	9.54	5.23	85.85	184.40	98.91	100.23	0.00	109
MGR	Mirvac Group	1.70	-2.58	-0.29	4.43	15.79	22.97	14.90	13.90	-1.54	164
MGX	Mount Gibson Iron	1.04	6.67	1.46	73.77	30.12	-10.88	-18.59	24.68	18.09	19
MIN	Mineral Resources.	11.18	1.73	-3.29	20.93	12.88	2.13	1.00	41.88	0.00	109
MLT	Milton Corporation	4.28	-1.38	2.15	11.40	20.38	24.69	13.10	12.70	8.04	70
MND	Monadelphous Group	16.79	-1.47	-8.75	3.91	-28.45	-5.03	1.62	30.03	35.23	4
MQA	Macq Atlas Roads Grp	2.82	6.02	4.83	23.51	69.24	36.68	24.11	0.00	0.00	109
MQG	Macquarie Group Ltd	55.88	3.56	-0.13	26.47	59.36	55.66	15.29	21.63	8.57	65
MSB	Mesoblast Limited	5.90	0.85	0.00	3.87	5.36	-5.45	0.17	49.13	0.00	109
MTS	Metcash Limited	3.04	-2.56	-5.00	-13.40	-10.08	-6.56	-3.35	1.51	7.76	72
MTU	M2 Telecommunication	6.11	-4.68	-1.45	3.33	47.78	42.82	30.37	72.23	0.00	109
MYR	Myer Holdings Ltd	2.50	-6.02	-8.42	-0.77	9.84	18.61	-5.35	0.00	0.00	109
MYT	Mighty River Power	1.88	-1.31	-3.09	-6.16	0.00	0.00	0.00	0.00	0.00	109
NAB	National Aust. Bank	33.82	0.24	-2.76	13.43	31.86	25.77	16.83	20.04	5.59	87
NCM	Newcrest Mining	9.48	3.16	24.57	-25.30	-59.97	-44.96	-34.71	-18.92	0.06	108
NEC	Nine Entertainment	2.15	6.97	8.59	0.00	0.00	0.00	0.00	0.00	0.00	109
NHC	New Hope Corporation	3.55	-0.84	6.29	-1.69	-12.95	-15.62	-5.13	9.01	25.49	9
NHF	NIB Holdings Limited	2.55	-2.30	0.39	18.18	20.45	37.06	37.96	34.80	0.00	109
NUF	Nufarm Limited	4.09	-3.54	-9.51	-8.00	-24.18	-3.58	-6.95	-14.89	1.11	104
NVT	Navitas Limited	6.40	2.73	1.59	8.01	34.59	44.32	23.66	27.44	0.00	109
ORA	Orora Limited	1.34	-2.90	8.50	0.00	0.00	0.00	0.00	0.00	0.00	109
ORG	Origin Energy	13.88	0.36	-0.79	13.40	17.10	4.68	-1.41	4.11	13.33	34
ORI	Orica Limited	23.54	-5.00	-1.05	31.28	-2.66	1.47	0.58	17.54	9.69	55
OSH	Oil Search Limited	8.14	-0.73	-0.85	2.66	15.22	9.62	6.85	15.04	22.77	13
PMV	Premier Investments	7.64	-0.65	-3.66	3.57	13.28	32.82	12.31	22.89	14.06	30
PNA	PanAust Limited	1.715	-6.54	4.89	-15.29	-41.48	-29.00	-23.94	20.64	8.00	71
PPT	Perpetual Limited	48.33	1.88	1.07	19.10	33.09	56.96	17.95	12.37	5.74	83
PRY	Primary Health Care	4.89	-0.41	-1.81	1.21	11.56	32.00	11.81	3.95	6.07	81
PTM	Platinum Asset	6.93	2.97	2.06	12.76	55.43	47.13	15.81	21.44	0.00	109
QAN	Qantas Airways	1.10	0.00	0.00	-15.38	-27.87	-16.95	-23.63	-13.39	-4.21	166
QBE	QBE Insurance Group	11.71	0.95	0.26	-26.12	3.36	4.42	-7.70	-6.20	6.97	75

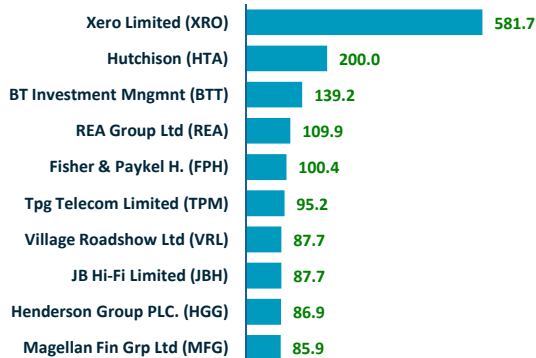
Ticker	Stock Name	Price \$	1 week %	1 month %	6 months %	1 year %	2 years % p.a.	3 years % p.a.	5 years % p.a.	10 years % p.a.	10 years ranking
QUB	Qube Holdings Ltd	2.06	-1.90	0.49	19.37	16.94	22.72	19.49	36.23	0.00	109
REA	REA Group Ltd	40.89	-0.12	9.27	33.59	109.88	84.74	51.91	64.50	51.54	2
REC	Recall Holdings Ltd	4.25	-2.07	3.66	0.00	0.00	0.00	0.00	0.00	0.00	109
REH	Reece Australia Ltd.	31.23	-0.22	-5.36	34.64	44.12	31.58	14.55	16.79	17.10	22
RHC	Ramsay Health Care	43.71	-1.66	2.03	19.26	54.81	55.03	37.94	36.78	25.66	8
RIO	Rio Tinto Limited	65.16	-1.75	-2.51	14.58	1.08	0.13	-6.46	18.94	10.52	51
RMD	ResMed Inc.	5.00	-2.72	-4.94	3.40	18.57	42.33	16.12	11.59	14.31	28
RRL	Regis Resources	2.69	-2.18	-7.88	-19.77	-44.31	-12.74	12.03	85.81	17.94	20
SEK	Seek Limited	12.73	-1.62	-4.50	38.02	64.97	57.50	26.14	35.32	0.00	109
SGM	Sims Metal Mgmt Ltd	10.71	0.00	0.09	20.20	18.47	-14.46	-16.86	-3.96	3.70	98
SGP	Stockland	3.70	-2.63	0.82	5.23	12.89	11.21	6.19	8.17	3.14	100
SHL	Sonic Healthcare	16.77	-0.42	1.02	19.03	32.04	25.81	15.60	7.68	11.37	46
SKC	Skycity Ent Grp Ltd	3.64	3.12	1.96	3.26	20.68	20.34	17.23	11.47	1.54	103
SKI	Spark Infrastructure	1.665	-0.30	4.72	-5.49	1.87	17.50	19.60	13.88	0.00	109
SKT	Sky Network	5.48	-0.90	-3.01	20.62	42.05	23.96	19.13	17.46	0.00	109
SOL	Soul Pattinson (W.H)	15.00	-1.70	2.39	14.03	12.11	8.53	9.60	15.19	11.68	44
SPN	SP AusNet	1.205	-3.98	-2.82	0.96	11.02	20.54	18.59	10.54	0.00	109
SST	Steamships Trading	35.55	-0.28	14.68	25.43	25.84	24.98	11.74	26.53	34.34	5
STO	Santos Limited	13.85	-4.55	-5.01	1.08	19.31	3.15	2.62	4.71	11.09	48
SUL	Super Ret Rep Ltd	10.50	-2.69	-20.75	-14.66	4.82	38.48	22.94	41.57	0.00	109
SUN	Suncorp Group Ltd	12.48	-4.22	-4.29	2.31	21.21	29.03	18.37	16.56	5.65	84
SVW	Seven Group Holdings	7.67	-1.79	-2.91	8.85	-6.92	6.57	-0.71	9.99	4.32	95
SWM	Seven West Media Ltd	2.07	-4.61	-12.29	2.90	7.35	-14.26	-21.46	-2.12	-0.91	162
SXL	Sthn Cross Media	1.665	1.83	-2.92	17.93	53.95	28.12	-0.67	26.50	0.00	109
SYD	Sydney Airport	3.88	1.31	2.65	9.15	32.42	28.33	24.05	26.57	16.08	24
TAH	TABCORP Holdings Ltd	3.44	-2.55	-4.44	4.76	19.02	15.92	1.72	7.55	4.20	96
TCL	Transurban Group	6.92	1.76	0.87	1.58	19.55	17.48	15.01	10.30	8.91	60
TEL	Telecom Corporation	2.25	0.90	4.17	14.17	26.95	25.24	23.38	12.79	0.98	105
TLS	Telstra Corporation.	5.15	-1.72	-1.53	5.59	19.08	30.95	28.85	12.47	5.08	90
TME	Trade Me Group	3.84	-2.54	1.32	-6.62	20.73	34.19	0.00	0.00	0.00	109
TOL	Toll Holdings Ltd	5.51	-5.00	-2.65	6.30	15.14	10.26	2.10	5.69	5.52	88
TPI	Transpacific Indust.	1.14	-0.44	-1.30	34.12	48.05	17.20	-2.42	-10.95	0.00	109
TPM	Tpg Telecom Limited	5.45	-1.62	5.01	55.97	95.23	100.00	54.17	101.77	19.27	17
TTS	Tatts Group Limited	2.97	-1.33	-2.94	-7.45	-2.04	16.78	12.46	7.91	0.00	109
TWE	Treasury Wine Estate	4.55	-2.15	-5.01	-2.33	0.21	16.90	0.00	0.00	0.00	109
UGL	UGL Limited	6.91	3.29	-5.21	-9.61	-34.12	-23.28	-16.17	4.26	10.36	52
VAH	Virgin Aus Hldg Ltd	0.37	-2.63	-3.90	-15.48	-10.45	11.06	-3.99	6.18	-11.42	169
VED	Veda Group Limited	1.855	-0.80	-3.13	0.00	0.00	0.00	0.00	0.00	0.00	109
VRL	Village Roadshow Ltd	7.50	0.81	0.00	35.47	87.67	67.33	57.66	63.87	21.74	15
WBC	Westpac Banking Corp	31.12	-1.52	-3.17	7.88	21.97	29.90	16.76	21.63	10.19	53
WDC	Westfield Group	9.97	-2.25	-3.67	-9.99	-3.30	15.20	6.30	7.35	4.80	92
WES	Wesfarmers Limited	42.95	-1.72	-1.92	9.95	17.62	23.77	11.91	25.73	8.80	61
WHC	Whitehaven Coal	1.87	-0.53	-3.11	-14.61	-46.57	-38.23	-32.92	7.19	0.00	109
WOR	WorleyParsons Ltd	16.73	-3.18	-0.36	-21.53	-27.44	-18.07	-11.54	10.87	21.78	14
WOW	Woolworths Limited	33.98	-0.61	0.83	3.43	13.28	22.30	12.56	9.71	13.92	32
WPL	Woodside Petroleum	38.13	-2.53	-2.48	3.16	13.01	10.55	0.05	6.40	12.83	38
WRT	Westfield Retail Tst	3.02	-1.95	2.03	-0.02	3.69	17.17	10.31	0.00	0.00	109
XRO	Xero Limited	39.20	0.26	28.91	154.55	581.74	0.00	0.00	0.00	0.00	109
ZNZ	Z Energy Limited	3.59	1.13	9.45	0.00	0.00	0.00	0.00	0.00	0.00	109

data source: IFM Investors, IRESS

The above information, compiled by IFM Investors, shows Total Shareholder Return (TSR) for the 170 largest companies listed on the Australian Stock Exchange. The size of a company is determined by its market capitalization, calculated as price multiplied by ordinary fully paid shares on issue, at the start of the previous quarter. TSR expresses the current price of a stock, plus all dividends accrued within the period, as a percentage of the share price, adjusted for any capital events, at the start of the period.

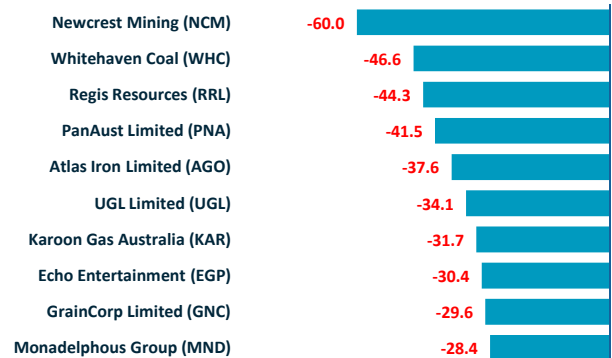
Best & Worst Performing Stocks as at 24 January 2014

Best Performers - 1 Year Return (%)



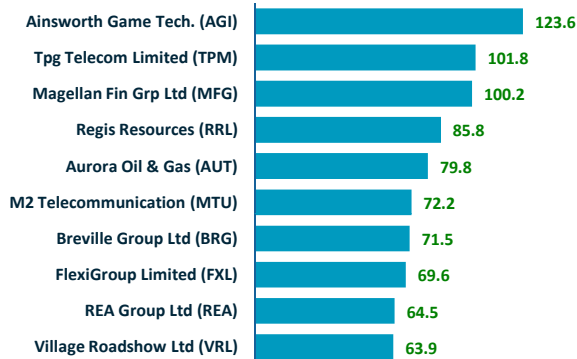
data source: IFM Investors, IRESS

Worst Performers - 1 Year Return (%)



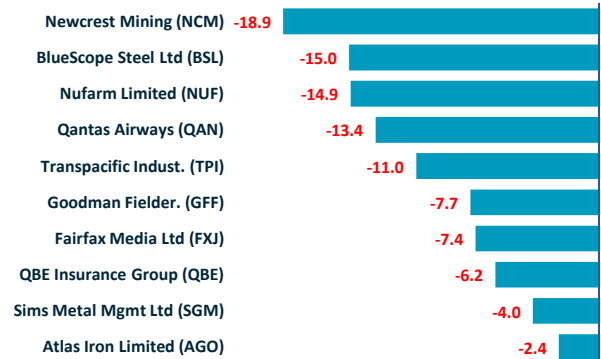
data source: IFM Investors, IRESS

Best Performers - 5 Year Return (% p.a.)



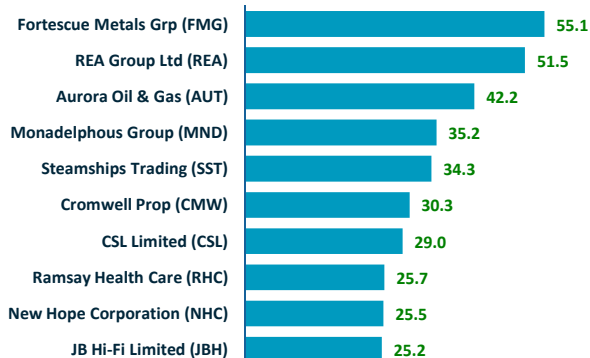
data source: IFM Investors, IRESS

Worst Performers - 5 Year Return (% p.a.)



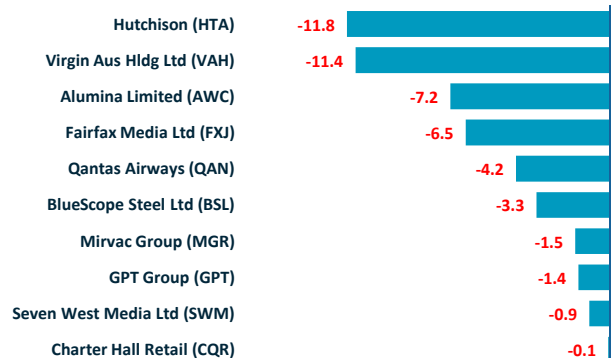
data source: IFM Investors, IRESS

Best Performers - 10 Year Return (% p.a.)



data source: IFM Investors, IRESS

Worst Performers - 10 Year Return (% p.a.)



data source: IFM Investors, IRESS