

Australian Listed Equities: Weekly Share Market Wrap



Total Shareholder Returns as at 31 January 2014

Ticker	Stock Name	Price \$	1 week %	1 month %	6 months %	1 year %	2 years % p.a.	3 years % p.a.	5 years % p.a.	10 years % p.a.	10 years ranking
ABC	Adelaide Brighton	3.78	2.72	3.00	17.53	16.37	17.64	8.74	22.23	13.34	35
ABP	Abacus Property Grp.	2.24	-1.32	0.11	5.09	11.86	18.51	7.04	21.37	0.71	106
AFI	Australian Foundat.	6.10	-1.29	-1.93	8.52	16.82	23.09	10.84	12.35	9.30	60
AGI	Ainsworth Game Tech.	4.22	-2.76	-3.87	18.61	43.33	155.25	150.06	127.86	24.06	12
AGK	AGL Energy Limited	15.20	0.40	1.13	6.74	2.79	7.86	5.65	5.01	-	-
AGO	Atlas Iron Limited	1.01	6.32	-12.17	27.61	-29.73	-41.25	-29.88	-1.56	-	-
AHD	Amalgamated Holdings	8.10	-0.12	-1.10	0.60	11.96	23.84	14.97	18.46	12.82	41
AIA	Auckland Internation	3.38	-2.03	-0.29	20.53	52.67	36.96	28.02	22.29	10.84	51
AIO	Asciano Limited	5.62	-0.71	-2.43	11.86	18.74	11.18	6.83	17.00	-	-
AIZ	Air New Zealand	1.585	-1.55	8.19	28.70	65.24	55.33	17.32	21.08	1.74	103
ALL	Aristocrat Leisure	4.55	3.41	-2.99	6.57	26.55	39.05	17.64	5.99	11.97	44
ALQ	ALS Limited	7.95	-5.02	-9.76	-4.12	-24.19	-6.98	5.89	26.79	24.55	11
ALZ	Australand Property	3.88	0.78	0.78	15.65	18.70	28.75	15.85	33.54	2.55	102
AMC	Amcor Limited	10.71	-0.19	1.52	12.28	43.88	33.01	23.01	21.64	7.32	74
AMP	AMP Limited	4.27	-1.39	-2.73	-2.99	-15.23	5.75	-1.74	1.53	6.70	78
ANN	Ansell Limited	19.17	-2.59	-7.26	4.58	13.99	15.70	15.45	15.32	13.09	37
ANZ	ANZ Banking Grp Ltd	30.13	-1.70	-6.52	4.30	19.53	24.56	13.51	22.70	9.36	59
APA	APA Group	5.99	-1.80	-0.17	2.75	10.05	18.15	20.99	21.06	13.22	36
ARG	Argo Investments	7.29	-0.95	-0.27	8.39	13.27	21.66	8.06	11.05	6.92	77
ARI	Arrium Limited	1.555	2.98	-11.14	59.30	68.06	50.00	-13.43	-2.40	5.05	93
ASX	ASX Limited	35.62	-1.06	-3.10	5.02	8.27	15.02	3.57	10.58	12.23	43
AUT	Aurora Oil & Gas	2.73	-3.19	-9.60	-15.48	-27.78	-3.64	-3.63	78.65	41.74	3
AWC	Alumina Limited	1.275	0.39	14.35	31.44	15.38	0.89	-16.79	7.48	-6.71	117
AZJ	Aurizon Holdings Ltd	4.92	-1.99	0.82	10.18	27.03	17.54	22.63	-	-	-
BEN	Bendigo and Adelaide	11.60	-0.17	-1.28	11.52	32.43	24.31	11.10	7.84	7.12	75
BHP	BHP Billiton Limited	36.57	-1.27	-3.74	7.43	0.77	1.79	-3.46	6.56	14.67	28
BKW	Brickworks Limited	14.18	0.78	-0.84	18.06	15.57	18.25	10.89	9.04	8.67	65
BLD	Boral Limited	4.75	0.64	-0.42	13.44	-1.02	10.91	2.00	10.78	2.67	101
BOQ	Bank of Queensland.	11.40	-1.64	-6.25	22.90	45.74	30.41	10.74	14.62	5.71	85
BPT	Beach Energy Limited	1.425	1.06	-0.35	7.84	1.93	0.45	24.12	15.38	17.57	22
BRG	Breville Group Ltd	8.14	-0.85	-8.85	9.55	23.71	71.14	40.87	68.52	13.55	33
BSL	BlueScope Steel Ltd	5.40	-1.28	-7.22	0.56	59.29	49.07	-20.07	-16.15	-3.03	114
BTT	BT Investment Mngmnt	6.12	-5.41	6.43	72.78	120.28	86.11	33.14	31.96	-	-
BWP	BWP Trust	2.22	0.00	1.37	-6.39	1.46	20.36	14.66	11.78	8.82	63
BXB	Brambles Limited	9.01	-1.31	-1.53	7.63	22.16	18.56	13.43	10.16	8.26	69
CBA	Commonwealth Bank.	74.23	-0.68	-4.59	2.72	20.82	26.61	17.18	27.20	12.70	42
CCL	Coca-Cola Amatil	11.69	-2.42	-2.83	-6.97	-11.09	5.49	5.92	9.22	9.54	57
CFX	CFS Retail Trust Grp	1.94	-1.27	-0.26	-2.05	3.80	13.52	8.82	7.55	8.86	62
CGF	Challenger Limited	6.00	-2.44	-3.23	42.97	61.04	20.14	12.64	41.30	11.14	49
CHC	Charter Hall Group	3.71	-0.54	1.64	-0.78	15.41	38.63	23.81	37.69	-	-
CMW	Cromwell Prop	0.955	-3.05	-2.05	1.28	18.53	24.61	16.58	22.56	30.62	6
COH	Cochlear Limited	57.23	-1.07	-2.87	-4.22	-25.99	2.33	-5.80	2.95	12.83	40
CPA	Commonwealth Prop	1.23	0.00	-1.20	9.52	16.98	18.52	17.71	12.47	5.74	84
CPU	Computershare Ltd	11.17	-0.80	-1.85	15.64	9.36	23.83	6.05	11.53	15.23	27
CQR	Charter Hall Retail	3.58	-1.65	-0.28	-3.72	0.82	12.53	12.52	32.00	0.20	109
CRZ	Carsales.Com Limited	9.02	-0.11	-11.48	-7.78	4.88	41.61	26.71	-	-	-
CSL	CSL Limited	70.26	-0.86	1.89	7.20	29.81	52.24	25.15	14.70	29.26	7
CSR	CSR Limited	2.92	0.69	10.19	35.62	48.07	22.79	-3.16	4.37	5.60	88
CTX	Caltex Australia	19.32	1.31	-3.64	4.17	1.54	25.87	15.37	19.30	15.53	25
CWN	Crown Resorts Ltd	16.68	-3.08	-1.01	31.80	47.11	46.74	27.52	27.31	-	-
DJS	David Jones Limited	2.99	3.10	-0.99	13.33	26.40	13.47	-8.64	12.58	14.44	29
DJW	Djerriwarrh	4.57	-3.71	-2.30	4.77	16.67	16.97	8.66	11.85	7.55	73
DLX	DuluxGroup Limited	5.35	-0.56	-0.19	22.09	34.10	41.17	29.57	-	-	-
DMP	Domino Pizza Enterpr	16.25	2.07	0.49	44.97	66.94	55.49	44.45	45.43	-	-
DOW	Downer EDI Limited	4.93	1.65	1.44	33.69	14.22	19.32	11.40	10.64	6.21	81
DUE	Duet Group	2.09	0.97	4.50	0.69	2.61	15.63	16.33	8.08	-	-
DXS	Dexus Property Group	0.995	-2.45	-1.00	-2.31	1.13	11.80	11.97	12.02	-	-
EBO	Ebos Group Limited	8.05	-1.83	-1.83	-	-	-	-	-	-	-

Ticker	Stock Name	Price \$	1 week %	1 month %	6 months %	1 year %	2 years % p.a.	3 years % p.a.	5 years % p.a.	10 years % p.a.	10 years ranking
EGP	Echo Entertainment	2.36	-2.07	-4.07	-9.16	-32.78	-15.59	-	-	-	-
ENV	Envestra Limited	1.14	-1.72	0.00	5.59	23.28	29.18	31.42	36.59	6.26	80
FBU	Fletcher Building	8.49	0.95	9.83	20.51	14.02	33.81	15.56	17.32	12.84	39
FDC	Federation Centres	2.27	-1.73	-2.99	0.21	3.86	17.75	-	-	-	-
FLT	Flight Centre Travel	47.47	3.76	-0.17	6.68	60.87	60.89	29.39	52.23	9.81	56
FMG	Fortescue Metals Grp	5.33	1.91	-8.42	48.36	16.03	4.46	-4.37	25.81	54.94	1
FOX	Twenty-First FOX Inc	35.40	-0.14	-8.15	7.61	41.29	44.84	31.90	26.59	5.20	90
FPH	Fisher & Paykel H.	3.71	-2.88	3.92	22.45	103.07	54.51	17.85	9.45	8.20	70
FXJ	Fairfax Media Ltd	0.67	-0.74	4.69	41.67	27.78	-1.36	-17.79	-9.44	-6.46	116
FXL	FlexiGroup Limited	4.05	1.00	-9.40	-9.34	4.35	46.60	44.39	69.90	-	-
GFF	Goodman Fielder.	0.68	3.03	-0.73	-7.19	6.77	16.29	-12.62	-7.26	-	-
GMG	Goodman Group	4.67	-1.89	-1.27	1.13	8.23	25.72	16.43	11.09	-	-
GNC	GrainCorp Limited	7.60	-5.47	-10.59	-36.94	-33.45	5.34	7.39	17.13	-0.37	111
GOZ	Growthpoint Property	2.48	0.00	0.40	9.21	14.10	20.49	16.45	12.20	-	-
GPT	GPT Group	3.61	1.12	6.18	2.81	0.63	14.57	12.65	7.12	-1.19	112
HGG	Henderson Group PLC.	4.22	-0.94	0.72	53.69	82.11	64.15	22.89	28.06	15.28	26
HTA	Hutchison	0.084	0.00	-1.18	100.00	200.00	22.47	-5.65	-2.43	-11.50	119
HVN	Harvey Norman	3.00	-1.96	-5.06	14.47	57.65	24.25	3.11	10.76	4.06	97
IAG	Insurance Australia	5.49	-1.96	-5.67	-1.20	16.53	43.83	17.50	10.39	6.26	79
IFL	IOOF Holdings Ltd	8.81	-1.23	-1.67	9.38	12.15	31.05	8.56	24.96	10.39	53
IFZ	Infratil Limited	2.05	-3.76	-2.38	2.64	49.20	24.40	14.52	-	-	-
ILU	Iluka Resources	8.78	1.50	1.74	-19.87	-8.13	-27.12	5.68	18.69	11.27	48
IOF	Investa Office Fund	3.10	-3.13	-0.96	8.22	8.33	16.93	14.79	16.57	3.47	99
IPL	Incitec Pivot	2.86	-1.04	6.72	10.95	-8.61	-2.11	-9.46	4.41	18.28	19
IRE	IRESS Limited	8.98	-1.54	-4.87	12.86	14.44	19.74	5.01	16.07	16.96	23
IVC	InvoCare Limited	10.50	-1.96	-4.89	-8.51	18.08	22.27	16.85	19.04	18.72	18
JBH	JB Hi-Fi Limited	18.00	-1.59	-16.28	-1.94	89.09	23.99	2.98	17.83	25.24	9
JHX	James Hardie Indust	12.90	-2.12	-0.31	40.59	32.31	40.16	30.82	28.94	8.31	68
KAR	Karoon Gas Australia	3.21	-12.77	-26.04	-43.29	-50.46	-21.28	-24.61	1.36	-	-
LEI	Leighton Holdings	16.45	1.92	2.11	2.30	-15.38	-11.62	-15.09	5.56	9.37	58
LLC	Lend Lease Group	10.53	-3.48	-5.48	22.35	5.69	24.16	9.86	13.57	4.42	95
MEZCA	Meridian Energy	0.93	1.09	-1.06	-	-	-	-	-	-	-
MFG	Magellan Fin Grp Ltd	11.28	-2.76	4.74	-1.34	78.17	184.23	95.69	99.14	-	-
MGR	Mirvac Group	1.67	-1.76	-0.60	4.51	10.63	22.23	15.83	14.45	-1.20	113
MGX	Mount Gibson Iron	1.05	0.96	3.45	91.07	30.54	-10.64	-17.84	23.64	19.03	17
MIN	Mineral Resources.	11.28	0.89	-4.97	22.11	14.06	0.29	2.09	42.73	-	-
MLT	Milton Corporation	4.35	1.64	2.84	11.59	20.01	24.34	13.94	11.68	8.08	71
MND	Monadelphous Group	15.98	-4.82	-14.09	1.64	-34.87	-8.05	0.31	27.13	34.85	4
MQA	Macq Atlas Roads Grp	2.82	0.00	2.55	26.80	67.27	34.94	24.25	-	-	-
MQG	Macquarie Group Ltd	54.09	-3.20	-1.60	27.60	48.71	51.79	14.14	19.57	8.34	67
MSB	Mesoblast Limited	5.88	-0.34	0.51	0.17	-1.67	-4.52	0.57	49.78	-	-
MTS	Metcash Limited	3.02	-0.66	-4.43	-9.71	-13.91	-6.13	-2.99	0.63	8.72	64
MTU	M2 Group Ltd	6.19	1.31	-1.28	0.48	45.56	45.92	32.18	71.90	-	-
MYR	Myer Holdings Ltd	2.53	1.20	-8.00	-2.61	8.84	16.41	-4.96	-	-	-
MYT	Mighty River Power	1.835	-2.39	-5.66	-8.34	-	-	-	-	-	-
NAB	National Aust. Bank	33.25	-1.69	-4.54	9.57	28.47	24.47	16.18	17.08	5.13	91
NCM	Newcrest Mining	9.65	1.79	23.72	-21.10	-58.25	-45.22	-34.32	-18.89	0.63	107
NEC	Nine Entertainment	2.20	2.33	11.68	-	-	-	-	-	-	-
NHC	New Hope Corporation	3.50	-1.41	5.11	-4.34	-13.94	-16.40	-5.48	8.41	24.78	10
NHF	NIB Holdings Limited	2.53	-0.78	-7.33	15.70	20.09	36.55	36.75	34.45	-	-
NUF	Nufarm Limited	3.88	-5.13	-11.62	-12.67	-28.78	-6.11	-8.40	-16.93	0.78	105
NVT	Navitas Limited	6.76	5.62	5.13	14.37	40.51	57.56	24.42	28.43	-	-
ORA	Orora Limited	1.28	-4.48	10.34	-	-	-	-	-	-	-
ORG	Origin Energy	13.98	0.72	-0.64	19.08	15.01	4.34	-1.04	3.87	13.52	34
ORI	Orica Limited	23.50	-0.17	-1.51	33.02	-4.64	1.22	1.18	16.91	10.02	55
OSH	Oil Search Limited	8.03	-1.35	-0.99	-0.60	10.56	10.84	6.96	13.77	22.41	14
PMV	Premier Investments	7.63	-0.13	-6.95	0.77	7.52	30.96	12.26	22.86	14.05	31
PNA	PanAust Limited	1.635	-4.66	-9.42	-15.05	-42.20	-29.69	-24.62	22.10	8.06	72
PPT	Perpetual Limited	47.04	-2.67	-2.53	19.90	24.46	55.94	17.79	12.02	5.80	83
PRY	Primary Health Care	4.96	1.43	0.20	-0.20	14.11	32.67	13.01	3.55	6.18	82
PTM	Platinum Asset	6.79	-2.02	-1.45	9.48	45.13	45.72	16.13	20.23	-	-
QAN	Qantas Airways	1.10	0.00	0.46	-12.70	-28.10	-16.43	-22.90	-13.89	-3.94	115
QBE	QBE Insurance Group	11.49	-1.88	-0.17	-28.76	-1.09	4.19	-7.79	-7.48	7.09	76

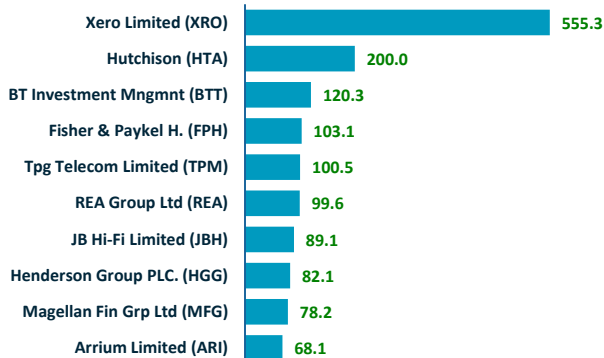
Ticker	Stock Name	Price \$	1 week %	1 month %	6 months %	1 year %	2 years % p.a.	3 years % p.a.	5 years % p.a.	10 years % p.a.	10 years ranking
QUB	Qube Holdings Ltd	2.08	0.97	0.48	18.81	19.72	20.77	19.09	35.67	-	-
REA	REA Group Ltd	40.65	-0.59	7.65	24.75	99.64	77.83	51.75	64.31	50.79	2
REC	Recall Holdings Ltd	4.49	5.65	10.59	-	-	-	-	-	-	-
REH	Reece Australia Ltd.	33.49	7.24	3.05	43.64	55.19	33.78	17.02	18.25	17.81	21
RHC	Ramsay Health Care	43.86	0.34	1.39	20.21	50.86	54.26	38.76	35.71	26.49	8
RIO	Rio Tinto Limited	65.64	0.74	-3.73	15.75	1.70	-0.11	-5.86	16.69	10.75	52
RMD	ResMed Inc.	5.03	0.60	-5.09	-1.63	22.12	36.90	17.07	10.62	14.25	30
RRL	Regis Resources	2.70	0.37	-7.53	-19.49	-45.09	-15.38	13.78	80.87	18.28	20
SEK	Seek Limited	12.41	-2.51	-7.46	32.87	50.54	56.01	24.80	34.40	-	-
SGM	Sims Metal Mgmt Ltd	10.38	-3.08	-4.68	15.33	10.43	-16.16	-16.92	-7.11	3.81	98
SGP	Stockland	3.63	-1.89	0.55	4.75	12.17	10.60	6.50	7.14	3.30	100
SHL	Sonic Healthcare	16.51	-1.55	-0.42	17.96	25.31	25.62	15.32	6.97	11.30	47
SKC	Skycity Ent Grp Ltd	3.59	-1.37	-0.28	-0.33	18.34	19.58	16.43	11.76	1.36	104
SKI	Spark Infrastructure	1.64	-1.50	0.92	-5.04	-0.43	17.80	19.79	11.52	-	-
SKT	Sky Network	5.35	-2.37	-2.73	15.32	33.14	22.57	16.42	15.86	-	-
SOL	Soul Pattinson (W.H)	15.09	0.60	3.29	13.85	13.50	7.88	9.75	15.26	11.84	45
SPN	SP AusNet	1.24	2.90	-0.40	8.63	15.03	21.43	19.53	10.80	-	-
SST	Steamships Trading	36.00	1.27	16.13	29.27	31.94	25.70	12.19	26.82	33.93	5
STO	Santos Limited	13.34	-3.68	-8.82	-1.32	14.05	1.77	1.77	2.57	11.31	46
SUL	Super Ret Rep Ltd	10.71	2.00	-19.41	-13.47	3.94	39.06	23.69	40.94	-	-
SUN	Suncorp Group Ltd	12.18	-2.40	-7.02	-1.11	22.00	26.97	17.32	15.86	5.67	86
SVW	Seven Group Holdings	7.78	1.43	-3.11	14.99	-14.97	4.42	-0.30	9.13	4.84	94
SWM	Seven West Media Ltd	2.19	5.80	-6.81	5.14	10.00	-11.53	-20.16	-0.76	-0.28	110
SXL	Sthn Cross Media	1.57	-5.71	-7.10	9.49	40.08	23.18	1.62	25.16	-	-
SYD	Sydney Airport	3.94	1.55	3.68	12.95	31.39	28.01	25.56	24.33	16.51	24
TAH	TABCORP Holdings Ltd	3.45	0.29	-4.96	7.95	19.34	15.47	2.09	7.69	4.23	96
TCL	Transurban Group	6.91	-0.14	1.02	4.42	18.61	17.19	14.45	10.23	9.14	61
TEL	Telecom Corporation	2.17	-3.56	-0.91	12.16	17.67	22.87	22.12	10.86	0.62	108
TLS	Telstra Corporation.	5.14	-0.19	-2.10	5.81	17.83	30.83	28.78	11.53	5.11	92
TME	Trade Me Group	3.80	-1.04	0.80	-8.45	15.99	35.35	-	-	-	-
TOL	Toll Holdings Ltd	5.59	1.45	-1.58	7.60	11.20	10.65	2.65	4.63	5.63	87
TPI	Transpacific Indust.	1.115	-2.19	-4.70	30.41	41.14	15.21	-1.93	-10.07	-	-
TPM	Tpg Telecom Limited	5.40	-0.92	1.50	47.43	100.55	92.01	56.48	98.04	19.74	16
TTS	Tatts Group Limited	2.99	0.67	-3.55	-3.92	-3.53	15.27	13.12	7.26	-	-
TWE	Treasury Wine Estate	3.64	-20.00	-24.48	-22.22	-20.63	6.02	-	-	-	-
UGL	UGL Limited	7.01	1.45	-4.10	-3.02	-33.51	-22.25	-16.47	4.68	10.85	50
VAH	Virgin Aus Hldg Ltd	0.345	-6.76	-9.21	-22.93	-18.45	4.69	-3.88	6.02	-11.46	118
VED	Veda Group Limited	1.87	0.81	-2.09	-	-	-	-	-	-	-
VRL	Village Roadshow Ltd	7.08	-5.60	-6.35	26.28	67.72	61.51	54.38	62.33	23.14	13
WBC	Westpac Banking Corp	30.87	-0.80	-4.66	3.08	16.99	27.67	16.17	19.81	10.36	54
WDC	Westfield Group	10.20	2.31	1.09	-6.82	-4.27	14.75	6.09	7.57	5.20	89
WES	Wesfarmers Limited	42.00	-2.21	-4.63	5.99	16.38	22.42	11.29	25.94	8.62	66
WHC	Whitehaven Coal	1.795	-4.01	-6.02	-8.65	-45.27	-40.86	-33.50	6.29	-	-
WOR	WorleyParsons Ltd	16.45	-1.67	-0.90	-23.01	-31.13	-18.14	-11.53	6.66	21.90	15
WOW	Woolworths Limited	34.07	0.26	0.65	4.38	13.32	22.21	12.73	7.87	14.05	32
WPL	Woodside Petroleum	37.38	-1.97	-3.91	1.91	11.57	9.12	0.14	4.66	12.97	38
WRT	Westfield Retail Tst	3.02	0.00	1.68	3.63	0.13	15.77	9.47	-	-	-
XRO	Xero Limited	38.40	-2.04	26.32	150.98	555.29	-	-	-	-	-
ZNZ	Z Energy Limited	3.40	-5.29	-2.86	-	-	-	-	-	-	-

data source: IFM Investors, IRESS

The above information, compiled by IFM Investors, shows Total Shareholder Return (TSR) for the 170 largest companies listed on the Australian Stock Exchange. The size of a company is determined by its market capitalization, calculated as price multiplied by ordinary fully paid shares on issue, at the start of the previous quarter. TSR expresses the current price of a stock, plus all dividends accrued within the period, as a percentage of the share price, adjusted for any capital events, at the start of the period.

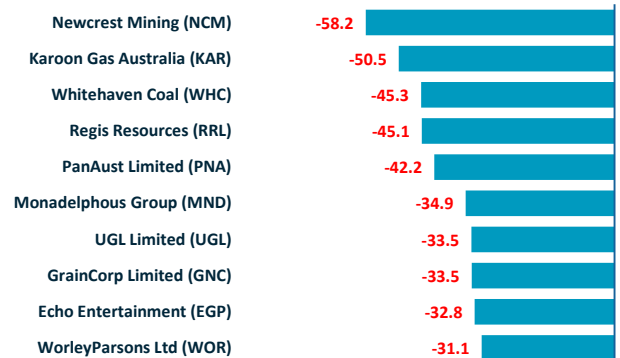
Best & Worst Performing Stocks as at 31 January 2014

Best Performers - 1 Year Return (%)



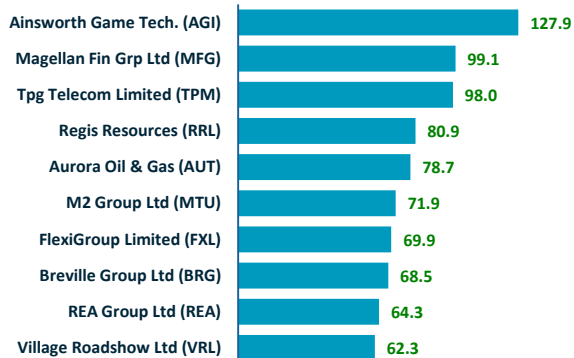
data source: IFM Investors, IRESS

Worst Performers - 1 Year Return (%)



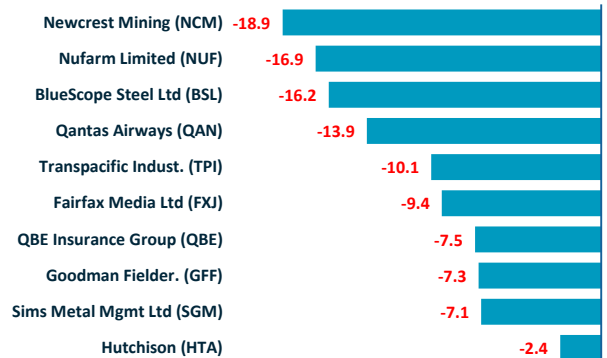
data source: IFM Investors, IRESS

Best Performers - 5 Year Return (% p.a.)



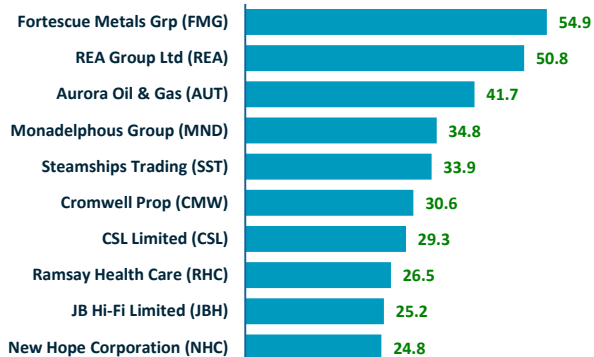
data source: IFM Investors, IRESS

Worst Performers - 5 Year Return (% p.a.)



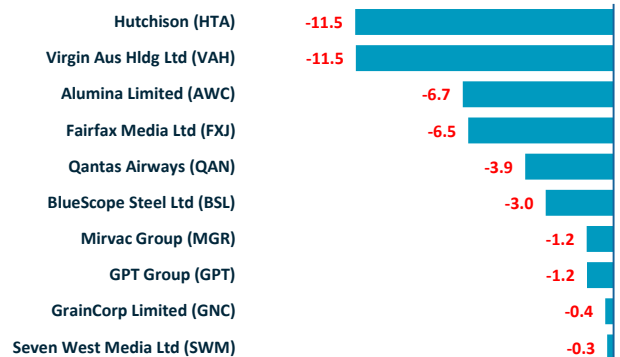
data source: IFM Investors, IRESS

Best Performers - 10 Year Return (% p.a.)



data source: IFM Investors, IRESS

Worst Performers - 10 Year Return (% p.a.)



data source: IFM Investors, IRESS