

# Australian Listed Equities: Weekly Share Market Wrap



## Total Shareholder Returns as at 13 December 2013

Ticker	Stock Name	Price \$	1 week %	1 month %	6 months %	1 year %	2 years % p.a.	3 years % p.a.	5 years % p.a.	10 years % p.a.	10 years ranking
ABC	Adelaide Brighton	3.51	-2.23	-5.14	8.64	20.10	12.39	8.15	18.28	16.09	22
ABP	Abacus Property Grp.	2.21	0.45	-2.64	1.89	14.73	14.72	7.46	22.20	0.58	104
AFI	Australian Foundat.	5.85	-1.35	-1.68	16.76	22.38	24.07	10.27	11.83	9.12	57
AGI	Ainsworth Game Tech.	4.26	-2.29	7.04	9.95	70.20	203.88	181.29	122.27	24.17	10
AGK	AGL Energy Limited	14.63	-1.08	-2.73	7.70	4.45	6.52	2.33	4.07	-	-
AHD	Amalgamated Holdings	8.20	0.49	1.74	6.81	27.70	26.84	13.39	20.33	13.75	33
AHE	Automotive Holdings	3.43	-3.11	-4.72	4.72	17.10	44.49	20.76	48.70	-	-
AIA	Auckland Internation	3.28	2.82	7.89	34.48	61.00	38.15	28.85	21.63	10.29	49
AIO	Asciano Limited	5.54	-0.36	-1.95	19.46	26.51	9.72	5.58	14.50	-	-
AIZ	Air New Zealand	1.50	0.67	1.69	22.47	48.57	51.91	16.09	20.11	0.66	103
ALL	Aristocrat Leisure	4.36	-2.24	-5.03	12.28	43.93	39.39	20.42	4.62	14.09	30
ALQ	ALS Limited	8.10	-0.25	-13.65	-6.86	-9.86	-5.50	7.77	23.62	25.12	9
ALZ	Australand Property	3.69	-0.54	-5.38	15.35	22.03	25.64	13.52	30.19	2.75	99
AMC	Amcor Limited	11.30	2.36	3.67	18.12	45.52	27.80	24.03	20.01	6.80	72
AMP	AMP Limited	4.29	-3.60	-5.71	-10.10	-4.63	4.87	-1.06	2.47	7.16	69
ANN	Ansell Limited	19.85	-0.75	2.58	14.49	31.36	18.46	16.94	11.73	13.25	36
ANZ	ANZ Banking Grp Ltd	30.25	-2.39	-3.78	15.36	29.21	26.79	12.96	20.52	9.52	53
APA	APA Group	6.16	0.65	0.98	4.02	13.11	22.16	21.19	25.40	14.16	29
ARG	Argo Investments	7.01	-1.68	-1.41	16.94	19.07	22.03	8.40	9.30	7.00	71
ARI	Arrium Ltd	1.58	-0.32	5.33	136.76	86.29	46.73	-11.81	2.25	4.91	88
ASX	ASX Limited	35.70	-1.52	-2.99	3.51	24.84	13.80	2.87	7.81	12.31	39
AUT	Aurora Oil & Gas	2.87	0.00	-3.37	1.41	-19.61	-4.55	17.04	74.97	-	-
AWC	Alumina Limited	1.005	-2.43	2.55	5.79	6.91	-11.37	-20.96	1.14	-8.25	115
AZJ	Aurizon Holdings Ltd	4.70	0.86	1.08	14.95	31.42	19.42	21.29	-	-	-
BEN	Bendigo and Adelaide	10.80	-1.10	0.37	18.70	35.35	14.63	8.36	3.68	6.53	74
BHP	BHP Billiton Limited	35.85	-2.45	-4.73	13.62	2.92	3.15	-4.89	7.40	14.20	28
BKN	Bradken Limited	5.31	0.95	-11.94	29.79	14.03	-9.57	-11.15	22.32	-	-
BKW	Brickworks Limited	13.26	-3.21	-0.97	12.00	22.56	14.40	9.62	9.72	8.07	63
BLD	Boral Limited	4.62	-1.28	-4.74	17.00	12.62	14.68	1.41	7.75	3.45	97
BOQ	Bank of Queensland.	11.42	-2.48	-2.14	43.98	67.60	28.34	7.04	9.64	6.41	76
BPT	Beach Energy Limited	1.36	1.87	0.74	24.32	-9.90	0.98	22.30	13.94	17.76	18
BRG	Breville Group Ltd	7.85	-3.09	-0.38	10.54	27.72	71.17	45.93	71.80	13.81	32
BSL	BlueScope Steel Ltd	5.17	-2.45	3.82	19.12	50.29	42.39	-21.08	-13.17	-2.85	111
BTT	BT Investment Mngmnt	5.01	1.83	0.20	73.22	117.15	67.70	25.05	24.49	-	-
BWP	BWP Trust	2.14	-4.04	-6.55	-6.50	5.28	18.03	13.27	11.11	8.87	58
BXB	Brambles Limited	8.63	-8.00	-5.58	-3.47	21.75	13.56	11.44	7.52	7.78	67
CBA	Commonwealth Bank.	74.20	-1.29	-2.77	15.86	27.02	28.26	18.12	26.05	13.53	34
CCL	Coca-Cola Amatil	11.64	-1.69	-2.76	1.22	-8.06	4.47	6.42	10.71	9.99	50
CFX	CFS Retail Trust Grp	1.905	-1.80	-5.69	0.41	4.67	8.35	8.40	6.51	8.84	59
CGF	Challenger Limited	5.70	1.42	-3.72	59.04	77.18	18.50	10.73	37.00	11.24	44
CHC	Charter Hall Group	3.48	-1.97	-7.45	-5.44	12.26	37.63	18.85	32.91	-	-
CMW	Cromwell Prop	0.94	-2.08	-8.29	2.83	20.89	27.32	16.83	15.55	29.21	4
CNU	Chorus Limited	1.36	11.93	-21.61	-30.37	-28.35	-14.44	-	-	-	-
COH	Cochlear Limited	56.72	-1.66	-1.70	2.64	-23.16	5.62	-6.53	6.14	9.91	51
CPA	Commonwealth Prop	1.27	1.20	5.83	26.55	26.59	20.61	19.76	7.97	5.92	81
CPU	Computershare Ltd	10.63	-1.94	-4.15	7.49	25.11	18.79	2.73	11.52	14.86	24
CQR	Charter Hall Retail	3.53	-3.81	-11.53	-6.74	2.65	10.91	12.44	36.20	0.32	105
CRZ	Carsales.Com Ltd	9.70	0.00	-4.72	10.25	31.70	49.55	29.95	-	-	-
CSL	CSL Limited	66.37	-1.38	-1.04	15.10	24.13	46.44	23.31	19.30	28.70	5
CSR	CSR Limited	2.56	-0.78	0.00	34.19	34.23	13.50	-7.13	2.26	4.71	91
CTX	Caltex Australia	17.62	-6.67	-4.13	-17.37	-4.81	20.22	9.85	24.56	17.80	17
CWN	Crown Resorts Ltd	15.90	-3.46	-3.17	32.76	57.35	43.68	27.90	27.93	-	-
DJS	David Jones Limited	2.75	-1.79	-5.50	20.51	16.80	7.87	-7.40	7.07	13.46	35
DJW	Djerriwarrh	4.66	-1.69	0.43	12.62	20.29	19.95	9.62	11.88	7.72	68
DLX	DuluxGroup Limited	5.42	1.31	7.50	25.06	50.40	40.57	28.98	-	-	-
DMP	Domino Pizza Enterpr	15.30	2.62	-5.03	33.46	55.11	45.18	38.99	45.90	-	-
DOW	Downer EDI Limited	4.60	-0.22	-9.45	45.37	24.61	24.97	2.61	9.70	6.19	79
DUE	Duet Group	2.06	2.49	-4.19	-1.27	3.49	14.47	13.43	14.07	-	-

Ticker	Stock Name	Price \$	1 week %	1 month %	6 months %	1 year %	2 years % p.a.	3 years % p.a.	5 years % p.a.	10 years % p.a.	10 years ranking
DXS	Dexus Property Group	1.025	0.49	-5.09	4.56	7.96	14.73	15.38	8.65	-	-
EGP	Echo Entertainment	2.30	-2.95	-4.56	-18.88	-34.44	-17.65	-	-	-	-
ENV	Envestra Limited	1.07	1.90	-1.83	13.61	19.16	29.46	34.70	31.50	6.28	77
FBU	Fletcher Building	8.06	-0.98	-5.51	20.39	25.21	36.10	14.06	14.74	12.45	38
FDC	Federation Cntrcs	2.25	-1.32	-6.64	-1.48	5.33	17.14	-	-	-	-
FLT	Flight Centre Travel	44.28	-3.74	-9.98	20.54	72.26	55.79	25.35	38.76	9.33	55
FMG	Fortescue Metals Grp	5.36	-5.63	-7.11	72.24	28.47	9.15	-5.56	18.31	53.95	1
FOX	Twenty-First FOX Inc	35.20	-0.79	0.14	18.81	58.04	47.35	32.63	25.04	5.36	85
FPH	Fisher & Paykel H.	3.48	0.29	2.27	26.30	82.54	41.89	16.83	9.73	7.91	65
FXJ	Fairfax Media Ltd	0.665	-2.21	14.66	31.07	26.85	-3.64	-19.16	-10.49	-6.17	114
FXL	FlexiGroup Limited	4.24	-0.24	-8.23	3.48	14.19	45.17	48.47	84.36	-	-
GEM	G8 Education Limited	2.90	-6.75	-5.54	24.37	100.33	131.89	49.46	101.83	-	-
GFF	Goodman Fielder.	0.635	-3.05	-11.81	-0.75	3.10	13.09	-16.48	-4.72	-	-
GMG	Goodman Group	4.60	-1.08	-7.26	-1.12	8.22	31.53	15.69	14.65	-	-
GNC	GrainCorp Limited	8.20	-2.38	-31.15	-30.31	-29.80	10.27	16.56	19.26	-0.04	107
GOZ	Growthpoint Property	2.51	-3.83	-3.46	3.84	23.60	22.41	16.68	12.59	-	-
GPT	GPT Group	3.43	0.88	-7.05	-6.45	-0.50	8.58	11.61	2.38	-1.28	108
HGG	Henderson Group	3.68	0.82	0.00	58.18	94.58	53.16	25.03	28.66	-	-
HVN	Harvey Norman	2.95	-4.84	-8.67	26.91	60.85	22.67	2.93	8.95	3.26	98
IAG	Insurance Australia	5.70	-1.38	-4.68	11.01	25.99	41.76	18.60	10.82	6.54	73
IFL	IOOF Holdings Ltd	8.48	0.24	-4.18	19.41	26.78	29.47	8.38	25.91	11.93	40
IFZ	Infratil Limited	2.10	0.00	1.58	5.09	52.68	22.40	17.21	-	-	-
IIN	iiNet Limited	5.92	-1.50	-6.03	5.42	33.12	46.81	31.52	39.68	8.54	60
ILU	Iluka Resources	8.33	-4.03	-14.21	-17.92	3.92	-24.94	4.20	14.44	10.56	48
IOF	Investa Office Fund	3.02	-1.31	-4.73	7.24	8.76	17.45	15.31	8.70	3.87	95
IPL	Incitec Pivot	2.51	1.62	-8.29	-6.62	-20.18	-5.62	-9.08	5.47	17.32	20
IRE	IRESS Limited	9.43	0.11	-6.26	26.21	25.48	19.84	7.72	20.69	17.82	16
IVC	InvoCare Limited	10.28	-0.58	-1.15	1.56	20.68	21.14	14.73	19.52	20.17	15
JBH	JB Hi-Fi Limited	19.60	-1.06	-8.92	27.87	95.38	17.23	6.05	21.86	27.10	6
JHX	James Hardie Indust	11.89	0.99	14.73	31.38	36.87	37.87	25.51	28.09	7.03	70
KAR	Karoon Gas Australia	3.80	-7.54	-8.65	-25.93	-24.90	-11.67	-20.77	5.92	-	-
LEI	Leighton Holdings	15.41	-1.28	-9.62	4.00	-2.26	-8.49	-18.59	-1.89	8.18	62
LLC	Lend Lease Group	10.52	-2.59	-3.13	18.45	21.83	24.78	12.39	12.26	4.80	89
MFG	Magellan Fin Grp Ltd	9.96	1.94	-7.26	10.29	109.66	175.83	91.11	91.51	-	-
MGR	Mirvac Group	1.615	-0.31	-7.71	6.41	13.09	17.46	13.92	13.12	-1.29	109
MIN	Mineral Resources.	10.58	-1.12	-6.45	29.45	20.35	-0.35	2.34	46.46	-	-
MLT	Milton Corporation	4.04	-0.74	-3.58	12.25	19.78	22.06	11.04	10.82	7.79	66
MND	Monadelphous Group	15.00	-3.91	-14.77	-1.38	-26.49	-6.60	2.45	26.69	34.49	3
MQA	Macq Atlas Roads Grp	2.59	0.39	2.78	38.05	62.39	37.50	22.64	-	-	-
MQG	Macquarie Group Ltd	52.20	0.68	-2.14	30.01	63.02	52.18	15.87	16.54	8.00	64
MSB	Mesoblast Limited	5.65	-3.25	-5.83	-8.13	-6.15	-14.62	5.15	46.76	-	-
MTS	Metcash Limited	3.09	2.32	-4.63	-9.58	2.04	-8.04	-1.53	0.71	8.41	61
MTU	M2 Telecommunication	5.76	-0.52	-6.19	5.21	45.01	49.22	33.56	64.19	-	-
MYR	Myer Holdings Ltd	2.52	-8.70	-7.35	18.18	23.85	9.28	-3.44	-	-	-
MYT	Mighty River Power	1.83	1.67	-4.69	-0.40	-	-	-	-	-	-
NAB	National Aust. Bank	33.35	-0.36	-0.89	20.97	43.29	24.90	16.42	16.93	5.35	86
NCM	Newcrest Mining	7.42	2.20	-21.65	-34.97	-67.97	-50.48	-41.01	-21.02	-2.36	110
NHC	New Hope Corporation	3.38	-2.31	-6.89	-9.26	-12.26	-18.98	-6.16	9.07	25.58	8
NHF	NIB Holdings Limited	2.40	-0.41	-0.83	11.36	20.19	32.80	35.87	33.94	-	-
NUF	Nufarm Limited	4.20	-3.00	-16.17	-4.92	-25.82	-0.34	-3.50	-11.85	1.96	100
NVT	Navitas Limited	5.78	-3.99	1.76	7.14	27.13	35.92	16.92	24.20	-	-
ORG	Origin Energy	13.13	-3.67	-8.18	4.37	20.30	-1.08	-3.60	0.16	14.21	27
ORI	Orica Limited	22.49	-1.70	-1.45	14.00	-0.97	-2.22	-0.04	12.19	9.66	52
OSH	Oil Search Ltd	8.03	-3.02	-3.14	4.97	12.72	12.83	5.25	12.55	23.76	11
OZL	OZ Minerals Limited	2.95	-5.45	-11.94	-24.32	-56.14	-41.65	-33.90	-1.70	-3.19	112
PMV	Premier Investments	7.81	4.83	-1.01	30.29	24.85	25.37	12.85	25.04	14.48	25
PNA	PanAust Limited	1.515	-9.28	-12.43	-32.83	-54.32	-29.29	-24.31	25.40	6.00	80
PPT	Perpetual Limited	45.40	2.46	1.41	19.72	38.33	53.66	9.84	10.78	5.47	84
PRY	Primary Health Care	4.88	2.52	1.46	2.67	27.01	26.65	14.76	4.60	6.20	78
PTM	Platinum Asset	6.22	3.49	5.25	18.44	63.45	35.91	11.71	18.00	-	-
QAN	Qantas Airways	1.00	-2.91	-17.36	-26.47	-28.83	-19.29	-28.01	-13.90	-3.92	113
QBE	QBE Insurance Group	10.60	-31.39	-30.63	-26.58	3.32	-9.01	-11.36	-8.47	6.46	75
QUB	Qube Holdings Ltd	1.935	-0.26	-5.15	22.38	26.92	18.67	21.43	35.46	-	-

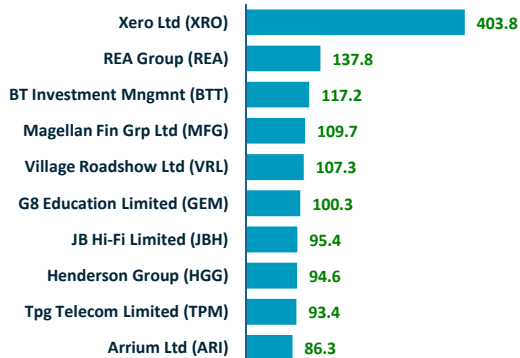
Ticker	Stock Name	Price \$	1 week %	1 month %	6 months %	1 year %	2 years % p.a.	3 years % p.a.	5 years % p.a.	10 years % p.a.	10 years ranking
REA	REA Group	40.96	1.59	-2.48	45.84	137.79	85.42	52.00	62.21	53.50	2
REH	Reece Australia Ltd.	28.60	-5.77	-7.74	23.92	30.45	26.98	12.29	15.86	15.80	23
RHC	Ramsay Health Care	40.92	5.19	9.15	18.00	57.79	50.35	39.11	36.57	26.42	7
RIO	Rio Tinto Limited	65.09	-1.99	0.71	28.02	6.67	4.45	-7.45	20.11	10.68	47
RMD	ResMed Inc.	5.19	0.58	-3.53	7.07	31.62	47.31	16.37	14.38	14.45	26
RRL	Regis Resources	2.90	3.94	-9.38	-14.80	-42.67	-8.34	12.19	106.75	21.12	14
SCP	Sca Property Group	1.475	-3.59	-6.94	-6.07	2.41	-	-	-	-	-
SEK	Seek Limited	12.58	-1.33	2.61	43.34	82.86	44.89	24.48	39.53	-	-
SFR	Sandfire Resources	5.92	0.17	-1.17	-0.34	-26.46	-5.15	-9.02	153.43	-	-
SGM	Sims Metal Mgmt Ltd	9.82	-2.48	-2.00	11.21	6.28	-13.07	-19.62	-5.36	3.93	94
SGP	Stockland	3.68	-0.54	-8.23	10.47	15.98	11.10	6.11	9.02	3.61	96
SHL	Sonic Healthcare	15.76	-0.57	-1.31	17.05	24.66	20.80	14.79	7.45	11.49	42
SKC	Skycity Ent Grp Ltd	3.37	-3.99	-3.71	-2.04	23.04	19.02	15.96	10.56	0.92	102
SKI	Spark Infrastructure	1.56	-0.64	-3.70	-3.00	-1.04	16.77	19.37	14.65	-	-
SKT	Sky Network	5.38	0.94	-2.54	13.79	43.86	22.44	19.48	15.83	-	-
SOL	Soul Pattinson (W.H)	14.42	-0.55	0.84	5.53	14.02	6.02	8.14	14.13	11.76	41
SPN	SP AusNet	1.16	2.65	-2.69	3.60	13.50	19.80	17.79	13.07	-	-
STO	Santos Ltd	14.12	-2.96	-4.08	14.34	29.21	6.37	6.09	3.47	11.30	43
SUL	Super Ret Rep Ltd	12.73	-0.78	-7.69	18.07	39.02	53.90	35.61	44.02	-	-
SUN	Suncorp Group Ltd	12.50	0.24	-4.58	11.61	31.91	27.61	17.30	15.89	5.87	82
SVW	Seven Group Holdings	7.44	6.29	-1.59	12.35	-1.01	7.37	1.03	8.64	4.74	90
SWM	Seven West Media Ltd	2.26	4.63	-0.44	16.58	45.12	-8.46	-20.87	-2.95	0.11	106
SXL	Sthn Cross Media	1.62	10.20	-1.22	27.59	62.86	27.12	-0.66	35.93	-	-
SYD	SYD Airport	3.75	-1.83	-5.78	13.86	14.45	22.25	22.84	25.30	16.23	21
TAH	TABCORP Holdings Ltd	3.43	0.00	0.59	8.00	20.67	18.91	1.11	8.75	4.26	93
TCL	Transurban Group	6.83	-1.59	-3.67	1.82	14.79	14.71	14.00	11.00	9.33	54
TEL	Telecom Corporation	2.13	2.90	4.41	22.09	31.04	22.43	25.88	13.11	1.41	101
TLS	Telstra Corporation.	4.97	-0.20	-2.74	11.33	23.24	30.04	28.63	9.05	5.10	87
TME	Trade Me Group	3.84	2.40	1.05	2.16	20.73	35.10	-	-	-	-
TOL	Toll Holdings Ltd	5.39	-2.88	-5.60	16.28	22.25	13.47	1.05	3.02	5.84	83
TPI	Transpacific Indust.	1.08	-3.14	-5.68	43.05	53.19	16.92	-0.80	-3.04	-	-
TPM	Tpg Telecom Limited	4.76	15.53	10.96	45.45	93.40	88.24	45.11	107.45	17.57	19
TTS	Tatts Group Ltd	2.96	-0.67	-6.03	-1.14	4.53	18.06	12.35	9.22	-	-
TWE	Treasury Wine Estate	4.64	-1.69	-4.33	-20.17	-2.65	15.08	-	-	-	-
UGL	UGL Limited	6.34	1.77	-12.91	0.16	-37.40	-21.57	-17.71	5.77	10.91	46
VAH	Virgin Aus Hldg Ltd	0.385	0.00	-3.37	-10.04	-7.92	8.09	-2.71	11.82	-10.89	116
VRL	Village Roadshow Ltd	7.43	7.68	2.54	52.84	107.29	65.20	69.11	61.68	23.05	12
WBC	Westpac Banking Corp	31.00	-1.62	-3.94	13.46	26.77	28.89	16.46	19.30	11.09	45
WDC	Westfield Group	9.99	-2.82	-7.50	-9.26	-1.01	17.61	6.33	4.73	4.70	92
WESDA	Wesfarmers Limited	41.30	-0.96	-6.05	13.86	20.11	20.62	13.49	27.26	9.19	56
WESDC	Wesfarmers Limited										
WHC	Whitehaven Coal	1.795	-3.75	20.47	-18.41	-44.43	-40.12	-33.15	16.31	-	-
WOR	WorleyParsons Ltd	15.43	-4.22	-29.29	-14.44	-30.08	-20.34	-12.66	8.57	21.42	13
WOW	Woolworths Limited	32.65	-1.09	-3.69	5.64	15.07	16.61	11.73	9.32	14.07	31
WPL	Woodside Petroleum	37.75	0.51	-2.93	12.14	16.13	14.18	-0.44	6.27	13.12	37
WRT	Westfield Retail Tst	2.90	0.00	-5.84	2.36	3.14	12.59	8.06	-	-	-
WTF	Wotif.com Holdings	4.08	-5.12	-2.86	-14.91	-16.96	8.83	-0.35	8.36	-	-
XRO	Xero Ltd	30.73	9.99	-3.33	143.89	403.77	-	-	-	-	-
ZNZ	Z Energy Ltd	3.15	-2.78	-3.91	-	-	-	-	-	-	-

data source: IFM Investors, IRESS

The above information, compiled by IFM Investors, shows Total Shareholder Return (TSR) for the 170 largest companies listed on the Australian Stock Exchange. The size of a company is determined by its market capitalization, calculated as price multiplied by ordinary fully paid shares on issue, at the start of the previous quarter. TSR expresses the current price of a stock, plus all dividends accrued within the period, as a percentage of the share price, adjusted for any capital events, at the start of the period.

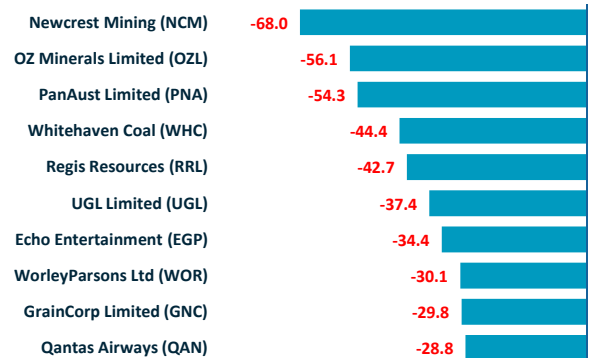
## Best & Worst Performing Stocks as at 13 December 2013

### Best Performers - 1 Year Return (%)



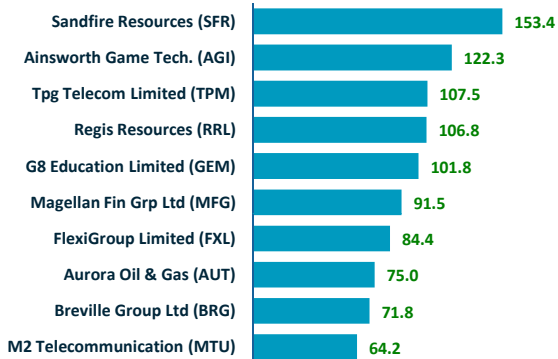
data source: IFM Investors, IRESS

### Worst Performers - 1 Year Return (%)



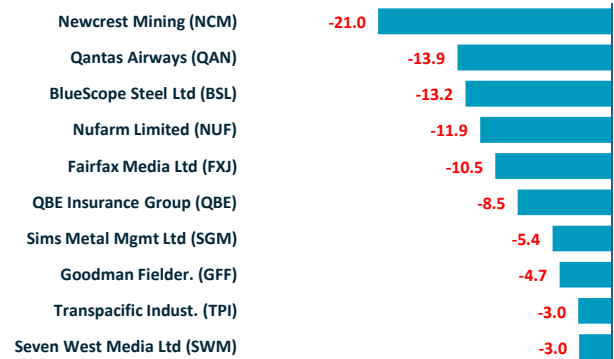
data source: IFM Investors, IRESS

### Best Performers - 5 Year Return (% p.a.)



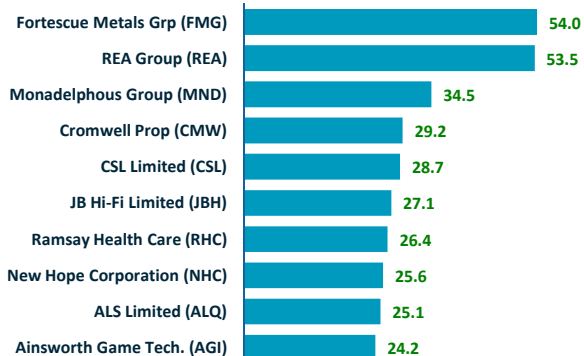
data source: IFM Investors, IRESS

### Worst Performers - 5 Year Return (% p.a.)



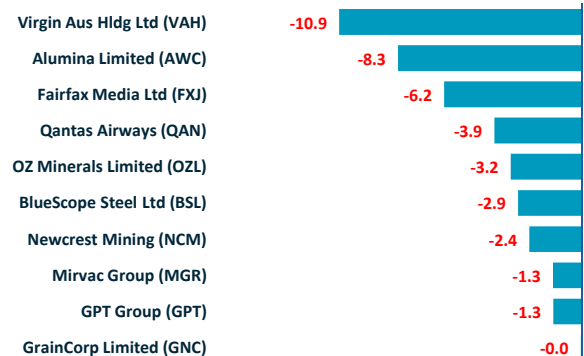
data source: IFM Investors, IRESS

### Best Performers - 10 Year Return (% p.a.)



data source: IFM Investors, IRESS

### Worst Performers - 10 Year Return (% p.a.)



data source: IFM Investors, IRESS